

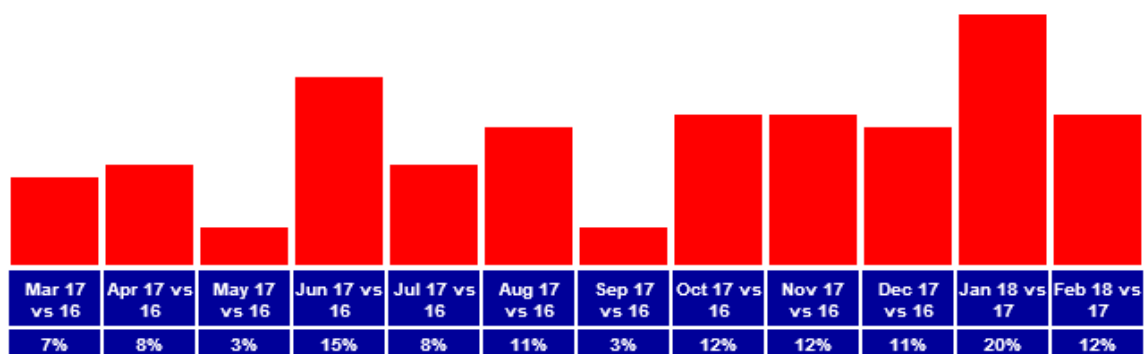
SNB –March 2018

Total Crime Figures

Major Class	Mar 2017	Apr 2017	May 2017	Jun 2017	Jul 2017	Aug 2017	Sep 2017	Oct 2017	Nov 2017	Dec 2017	Jan 2018	Feb 2018
Burglary	244	188	197	155	183	225	185	246	278	293	285	276
Criminal Damage	191	174	207	189	191	197	171	175	206	171	188	167
Drugs	89	72	103	116	95	69	109	107	81	46	64	48
Fraud & Forgery	0	0	0	0	0	0	0	0	0	0	0	0
Other Notifiable Offences	63	33	46	38	39	50	35	43	42	38	34	47
Robbery	78	140	70	77	97	73	75	88	82	77	83	96
Sexual Offences	54	45	59	59	62	40	51	62	51	38	50	64
Theft & Handling	0	0	0	0	0	0	0	0	0	0	0	0
Violence Against The Person	695	612	693	663	776	599	611	725	690	585	620	538
TNO Crime Total	2187	2098	2186	2129	2199	2044	2026	2293	2282	2048	2178	2082

Percentage Change Month vs Month

Report last updated: 7/3/2018 16:17 ****Home Office change of Burglary minor crime categories from April 2017. Some crimes that were formerly recorded as Burglary in Other Buildings is now counted under Burglary Residential. Therefore, burglary data is only comparable across this date of change at the Major Crime Category for all Burglary offences**.**



Edmonton & South

Edmonton Green

Major Class	Mar 2017	Apr 2017	May 2017	Jun 2017	Jul 2017	Aug 2017	Sep 2017	Oct 2017	Nov 2017	Dec 2017	Jan 2018	Feb 2018
Burglary	11	10	10	6	5	5	7	11	17	13	11	17
Criminal Damage	19	19	30	20	15	18	11	10	16	15	18	10
Drugs	30	17	29	32	21	13	27	16	12	6	9	8
Fraud & Forgery	0	0	0	0	0	0	0	0	0	0	0	0
Other Notifiable Offences	7	3	5	6	6	8	3	8	3	2	6	4
Robbery	11	8	5	4	11	3	11	6	12	4	7	8
Sexual Offences	8	5	6	6	6	2	5	6	3	2	1	5
Theft & Handling	0	0	0	0	0	0	0	0	0	0	0	0
Violence Against The Person	65	50	64	71	60	60	61	60	70	57	67	45
TNO Crime Total	229	189	216	232	199	171	194	185	208	155	176	155

Haselbury

Major Class	Mar 2017	Apr 2017	May 2017	Jun 2017	Jul 2017	Aug 2017	Sep 2017	Oct 2017	Nov 2017	Dec 2017	Jan 2018	Feb 2018
Burglary	7	5	6	10	7	13	7	1	8	10	8	11
Criminal Damage	26	8	9	8	8	10	8	10	27	12	11	16
Drugs	8	3	4	3	6	1	0	4	4	3	6	4
Fraud & Forgery	0	0	0	0	0	0	0	0	0	0	0	0
Other Notifiable Offences	7	0	4	2	2	4	2	4	3	2	4	3
Robbery	2	8	3	8	3	5	2	5	2	4	8	6
Sexual Offences	3	1	2	1	2	1	4	1	0	3	2	2
Theft & Handling	0	0	0	0	0	0	0	0	0	0	0	0
Violence Against The Person	36	25	45	36	60	35	20	27	39	44	38	25
TNO Crime Total	115	77	97	82	112	91	60	79	103	108	104	83

Jubilee

Major Class	Mar 2017	Apr 2017	May 2017	Jun 2017	Jul 2017	Aug 2017	Sep 2017	Oct 2017	Nov 2017	Dec 2017	Jan 2018	Feb 2018
Burglary	11	3	12	6	6	11	8	10	18	17	9	17
Criminal Damage	10	7	15	8	11	15	5	11	8	10	15	5
Drugs	4	3	7	6	6	4	7	8	6	4	5	2
Fraud & Forgery	0	0	0	0	0	0	0	0	0	0	0	0
Other Notifiable Offences	3	3	3	3	2	2	2	0	1	1	1	0
Robbery	1	3	5	4	2	4	4	3	0	3	1	0
Sexual Offences	5	2	1	5	3	0	2	1	4	1	2	1
Theft & Handling	0	0	0	0	0	0	0	0	0	0	0	0
Violence Against The Person	35	27	43	35	47	24	24	45	34	26	29	30
TNO Crime Total	90	69	113	106	100	89	72	103	94	85	83	97

Lower Edmonton

Major Class	Mar 2017	Apr 2017	May 2017	Jun 2017	Jul 2017	Aug 2017	Sep 2017	Oct 2017	Nov 2017	Dec 2017	Jan 2018	Feb 2018
Burglary	13	10	7	7	8	6	6	6	7	5	16	8
Criminal Damage	11	10	10	14	12	16	11	9	16	13	6	7
Drugs	2	1	6	6	7	6	10	2	3	2	5	2
Fraud & Forgery	0	0	0	0	0	0	0	0	0	0	0	0
Other Notifiable Offences	4	1	2	2	1	3	3	1	1	3	1	4
Robbery	4	3	4	2	3	3	4	2	6	2	6	4
Sexual Offences	3	1	2	2	3	2	4	5	2	1	4	2
Theft & Handling	0	0	0	0	0	0	0	0	0	0	0	0
Violence Against The Person	45	55	44	43	46	31	46	42	32	30	42	33
TNO Crime Total	103	111	104	116	124	103	109	96	97	92	111	94

Ponders End

Major Class	Mar 2017	Apr 2017	May 2017	Jun 2017	Jul 2017	Aug 2017	Sep 2017	Oct 2017	Nov 2017	Dec 2017	Jan 2018	Feb 2018
Burglary	10	12	5	8	7	9	8	10	7	14	13	5
Criminal Damage	12	8	13	12	12	13	6	7	5	7	12	18
Drugs	4	8	8	3	10	8	5	14	2	3	4	5
Fraud & Forgery	0	0	0	0	0	0	0	0	0	0	0	0
Other Notifiable Offences	7	2	4	1	2	2	5	5	2	3	0	1
Robbery	4	7	8	7	6	6	3	7	10	4	2	3
Sexual Offences	3	0	5	5	6	1	2	8	1	3	3	10
Theft & Handling	0	0	0	0	0	0	0	0	0	0	0	0
Violence Against The Person	70	45	37	54	47	37	53	43	50	51	40	38
TNO Crime Total	151	127	124	130	136	138	136	143	139	143	129	135

Upper Edmonton

Major Class	Mar 2017	Apr 2017	May 2017	Jun 2017	Jul 2017	Aug 2017	Sep 2017	Oct 2017	Nov 2017	Dec 2017	Jan 2018	Feb 2018
Burglary	14	12	20	18	13	12	17	19	20	19	12	7
Criminal Damage	21	14	16	26	13	15	15	22	25	18	24	8
Drugs	10	7	8	15	6	8	4	8	7	6	4	6
Fraud & Forgery	0	0	0	0	0	0	0	0	0	0	0	0
Other Notifiable Offences	6	2	4	2	2	3	4	4	4	4	0	9
Robbery	5	6	1	11	11	7	7	13	6	5	8	9
Sexual Offences	2	4	4	1	3	10	3	3	3	1	8	3
Theft & Handling	0	0	0	0	0	0	0	0	0	0	0	0
Violence Against The Person	54	44	64	64	59	67	51	67	56	58	60	52
TNO Crime Total	221	190	213	252	195	227	197	238	243	235	221	199

Enfield & North

Bushill Park

Major Class	Mar 2017	Apr 2017	May 2017	Jun 2017	Jul 2017	Aug 2017	Sep 2017	Oct 2017	Nov 2017	Dec 2017	Jan 2018	Feb 2018
Burglary	9	13	5	8	10	9	11	15	21	26	13	15
Criminal Damage	5	9	6	4	4	6	4	7	6	3	8	9
Drugs	1	3	0	3	5	0	1	2	2	1	2	4
Fraud & Forgery	0	0	0	0	0	0	0	0	0	0	0	0
Other Notifiable Offences	2	4	0	0	2	0	1	0	1	0	1	0
Robbery	2	2	2	3	1	2	2	1	0	5	2	4
Sexual Offences	2	2	2	1	0	0	0	1	1	1	1	2
Theft & Handling	0	0	0	0	0	0	0	0	0	0	0	0
Violence Against The Person	18	14	26	21	15	19	9	12	14	19	20	12
TNO Crime Total	55	75	65	59	65	58	54	62	88	86	63	71

Chase

Major Class	Mar 2017	Apr 2017	May 2017	Jun 2017	Jul 2017	Aug 2017	Sep 2017	Oct 2017	Nov 2017	Dec 2017	Jan 2018	Feb 2018
Burglary	7	10	10	5	13	11	13	17	5	9	17	11
Criminal Damage	6	7	8	7	7	19	6	6	3	3	7	7
Drugs	0	1	3	4	2	2	8	3	1	2	0	1
Fraud & Forgery	0	0	0	0	0	0	0	0	0	0	0	0
Other Notifiable Offences	0	1	2	2	0	1	1	1	5	3	1	0
Robbery	2	2	1	4	2	2	3	4	1	3	2	6
Sexual Offences	6	2	4	1	3	2	0	1	0	3	0	2
Theft & Handling	0	0	0	0	0	0	0	0	0	0	0	0
Violence Against The Person	21	27	29	16	39	24	17	38	21	13	20	23
TNO Crime Total	67	68	83	57	76	86	73	93	59	51	70	79

Enfield Highway

Major Class	Mar 2017	Apr 2017	May 2017	Jun 2017	Jul 2017	Aug 2017	Sep 2017	Oct 2017	Nov 2017	Dec 2017	Jan 2018	Feb 2018
Burglary	7	8	11	5	4	13	3	25	15	8	11	17
Criminal Damage	12	10	12	4	18	12	8	8	9	10	11	16
Drugs	4	4	6	6	7	4	5	6	2	0	4	2
Fraud & Forgery	0	0	0	0	0	0	0	0	0	0	0	0
Other Notifiable Offences	2	2	6	4	2	2	0	2	4	1	2	2
Robbery	6	12	7	4	5	4	0	4	6	3	8	4
Sexual Offences	0	6	6	10	4	1	3	2	5	1	4	4
Theft & Handling	0	0	0	0	0	0	0	0	0	0	0	0
Violence Against The Person	50	44	60	28	50	52	45	42	49	31	42	38
TNO Crime Total	120	128	149	95	126	124	99	145	124	87	131	130

Enfield Lock

Major Class	Mar 2017	Apr 2017	May 2017	Jun 2017	Jul 2017	Aug 2017	Sep 2017	Oct 2017	Nov 2017	Dec 2017	Jan 2018	Feb 2018
Burglary	12	5	7	4	9	7	8	8	7	11	12	10
Criminal Damage	8	10	12	9	9	7	7	11	12	5	16	4
Drugs	0	2	4	4	2	2	3	4	6	3	7	1
Fraud & Forgery	0	0	0	0	0	0	0	0	0	0	0	0
Other Notifiable Offences	0	2	1	2	2	1	2	0	0	2	1	2
Robbery	0	9	5	2	2	1	8	3	10	3	3	1
Sexual Offences	1	2	3	4	4	2	7	5	2	5	1	5
Theft & Handling	0	0	0	0	0	0	0	0	0	0	0	0
Violence Against The Person	35	27	39	38	39	21	41	36	51	22	33	38
TNO Crime Total	79	80	92	96	95	64	116	100	109	71	113	92

Grange

Major Class	Mar 2017	Apr 2017	May 2017	Jun 2017	Jul 2017	Aug 2017	Sep 2017	Oct 2017	Nov 2017	Dec 2017	Jan 2018	Feb 2018
Burglary	10	10	6	6	7	13	10	7	16	18	18	15
Criminal Damage	2	2	4	3	1	3	9	4	6	3	5	2
Drugs	3	4	2	1	1	2	4	1	2	3	1	2
Fraud & Forgery	0	0	0	0	0	0	0	0	0	0	0	0
Other Notifiable Offences	0	2	0	2	2	4	2	3	2	0	0	1
Robbery	6	6	3	3	2	3	3	4	3	1	5	6
Sexual Offences	2	0	2	0	1	4	1	2	3	1	1	1
Theft & Handling	0	0	0	0	0	0	0	0	0	0	0	0
Violence Against The Person	14	14	18	14	20	17	26	35	23	24	28	13
TNO Crime Total	75	60	70	76	69	75	87	98	107	97	97	83

Southbury

Major Class	Mar 2017	Apr 2017	May 2017	Jun 2017	Jul 2017	Aug 2017	Sep 2017	Oct 2017	Nov 2017	Dec 2017	Jan 2018	Feb 2018
Burglary	10	10	12	8	5	10	6	11	5	13	14	13
Criminal Damage	16	10	10	10	11	12	12	9	15	9	9	11
Drugs	4	3	9	6	4	2	6	3	4	1	3	2
Fraud & Forgery	0	0	0	0	0	0	0	0	0	0	0	0
Other Notifiable Offences	3	1	2	1	0	5	0	2	1	1	3	1
Robbery	14	36	9	5	12	4	7	10	6	3	12	13
Sexual Offences	2	3	2	1	2	3	3	2	2	1	6	6
Theft & Handling	0	0	0	0	0	0	0	0	0	0	0	0
Violence Against The Person	38	40	50	50	51	29	30	37	37	25	35	36
TNO Crime Total	158	167	167	160	152	127	128	135	132	129	174	155

Town

Major Class	Mar 2017	Apr 2017	May 2017	Jun 2017	Jul 2017	Aug 2017	Sep 2017	Oct 2017	Nov 2017	Dec 2017	Jan 2018	Feb 2018
Burglary	13	9	10	5	10	6	8	19	13	15	21	13
Criminal Damage	4	3	5	3	12	6	7	5	8	8	3	5
Drugs	2	3	0	3	0	0	4	4	3	0	0	2
Fraud & Forgery	0	0	0	0	0	0	0	0	0	0	0	0
Other Notifiable Offences	1	1	1	0	2	1	0	0	1	0	3	0
Robbery	3	8	4	1	3	4	5	9	4	8	2	10
Sexual Offences	1	1	3	0	2	1	0	1	3	0	1	1
Theft & Handling	0	0	0	0	0	0	0	0	0	0	0	0
Violence Against The Person	24	22	21	20	21	14	16	25	21	33	18	22
TNO Crime Total	71	67	56	53	63	53	60	87	77	87	75	84

Turkey Street

Major Class	Mar 2017	Apr 2017	May 2017	Jun 2017	Jul 2017	Aug 2017	Sep 2017	Oct 2017	Nov 2017	Dec 2017	Jan 2018	Feb 2018
Burglary	12	9	4	4	7	7	5	15	9	14	8	14
Criminal Damage	8	10	6	11	8	11	12	5	11	4	11	12
Drugs	3	3	2	2	3	2	11	5	6	6	4	1
Fraud & Forgery	0	0	0	0	0	0	0	0	0	0	0	0
Other Notifiable Offences	6	1	0	2	2	2	1	1	3	1	2	2
Robbery	8	14	7	7	8	1	0	2	1	3	3	3
Sexual Offences	4	2	2	2	1	1	2	2	3	5	3	4
Theft & Handling	0	0	0	0	0	0	0	0	0	0	0	0
Violence Against The Person	40	33	31	37	32	24	32	32	39	30	25	17
TNO Crime Total	117	121	93	97	90	78	98	97	100	91	109	87

Southgate & West

Bowes

Major Class	Mar 2017	Apr 2017	May 2017	Jun 2017	Jul 2017	Aug 2017	Sep 2017	Oct 2017	Nov 2017	Dec 2017	Jan 2018	Feb 2018
Burglary	12	7	9	9	21	15	8	5	9	15	7	11
Criminal Damage	5	4	3	3	7	3	9	11	3	10	4	3
Drugs	4	0	4	2	3	5	1	3	3	1	2	1
Fraud & Forgery	0	0	0	0	0	0	0	0	0	0	0	0
Other Notifiable Offences	0	2	0	1	2	1	1	3	1	1	0	1
Robbery	3	2	1	1	1	2	3	3	1	0	2	4
Sexual Offences	0	1	2	1	1	1	2	2	1	2	1	0
Theft & Handling	0	0	0	0	0	0	0	0	0	0	0	0
Violence Against The Person	14	15	13	16	27	24	20	24	27	24	15	18
TNO Crime Total	64	71	70	54	81	80	65	77	70	72	63	57

Cockfosters

Major Class	Mar 2017	Apr 2017	May 2017	Jun 2017	Jul 2017	Aug 2017	Sep 2017	Oct 2017	Nov 2017	Dec 2017	Jan 2018	Feb 2018
Burglary	13	6	12	13	5	12	10	14	17	13	21	21
Criminal Damage	2	5	8	5	7	3	9	5	3	4	5	9
Drugs	1	1	1	2	2	1	0	1	4	0	0	1
Fraud & Forgery	0	0	0	0	0	0	0	0	0	0	0	0
Other Notifiable Offences	2	0	0	0	0	2	0	1	1	1	1	0
Robbery	1	1	1	0	6	2	2	1	0	2	1	0
Sexual Offences	3	1	1	2	2	2	3	1	3	2	0	1
Theft & Handling	0	0	0	0	0	0	0	0	0	0	0	0
Violence Against The Person	16	12	17	14	26	14	13	23	22	17	15	11
TNO Crime Total	58	56	65	71	76	83	62	89	79	64	73	80

Highlands

Major Class	Mar 2017	Apr 2017	May 2017	Jun 2017	Jul 2017	Aug 2017	Sep 2017	Oct 2017	Nov 2017	Dec 2017	Jan 2018	Feb 2018
Burglary	8	7	10	6	8	5	9	9	9	7	13	8
Criminal Damage	6	8	9	9	2	4	6	12	6	3	5	4
Drugs	2	0	0	3	1	2	2	1	1	0	0	0
Fraud & Forgery	0	0	0	0	0	0	0	0	0	0	0	0
Other Notifiable Offences	2	1	0	1	1	1	1	0	0	1	1	3
Robbery	0	1	2	0	2	0	1	1	0	2	0	0
Sexual Offences	1	0	1	1	1	2	1	1	4	1	1	1
Theft & Handling	0	0	0	0	0	0	0	0	0	0	0	0
Violence Against The Person	22	19	31	19	14	13	25	31	21	17	15	17
TNO Crime Total	58	51	66	57	49	40	69	80	50	45	64	54

Palmers Green

Major Class	Mar 2017	Apr 2017	May 2017	Jun 2017	Jul 2017	Aug 2017	Sep 2017	Oct 2017	Nov 2017	Dec 2017	Jan 2018	Feb 2018
Burglary	19	12	12	9	15	9	12	12	29	17	21	13
Criminal Damage	4	11	12	11	8	9	9	8	10	8	3	2
Drugs	5	3	5	2	2	3	3	6	2	3	2	1
Fraud & Forgery	0	0	0	0	0	0	0	0	0	0	0	0
Other Notifiable Offences	1	1	0	0	0	1	0	1	2	2	1	2
Robbery	4	5	0	7	3	8	2	4	3	2	2	5
Sexual Offences	4	0	1	2	1	0	2	0	2	0	2	0
Theft & Handling	0	0	0	0	0	0	0	0	0	0	0	0
Violence Against The Person	40	22	17	21	34	18	22	23	17	14	25	15
TNO Crime Total	128	111	92	96	100	80	89	93	107	78	82	81

Southgate

Major Class	Mar 2017	Apr 2017	May 2017	Jun 2017	Jul 2017	Aug 2017	Sep 2017	Oct 2017	Nov 2017	Dec 2017	Jan 2018	Feb 2018
Burglary	12	8	13	9	8	13	12	11	7	22	13	11
Criminal Damage	7	8	7	9	8	4	5	3	2	7	5	4
Drugs	0	1	2	1	1	2	4	6	5	0	2	1
Fraud & Forgery	0	0	0	0	0	0	0	0	0	0	0	0
Other Notifiable Offences	4	2	2	0	5	2	0	2	1	1	0	2
Robbery	0	1	0	0	2	6	0	2	5	5	2	9
Sexual Offences	2	1	1	2	3	0	3	7	1	0	1	1
Theft & Handling	0	0	0	0	0	0	0	0	0	0	0	0
Violence Against The Person	25	29	16	21	31	35	21	26	28	18	12	16
TNO Crime Total	79	89	92	75	97	101	80	101	94	95	66	76

Southgate Green

Major Class	Mar 2017	Apr 2017	May 2017	Jun 2017	Jul 2017	Aug 2017	Sep 2017	Oct 2017	Nov 2017	Dec 2017	Jan 2018	Feb 2018
Burglary	14	14	11	5	6	21	12	8	22	14	15	14
Criminal Damage	6	5	5	7	8	4	7	4	9	12	4	6
Drugs	2	3	1	1	2	0	0	3	3	3	1	0
Fraud & Forgery	0	0	0	0	0	0	0	0	0	0	0	0
Other Notifiable Offences	1	1	3	1	0	0	1	1	1	2	1	2
Robbery	1	4	0	2	6	2	2	3	6	12	5	0
Sexual Offences	1	1	3	0	0	2	2	4	1	0	1	1
Theft & Handling	0	0	0	0	0	0	0	0	0	0	0	0
Violence Against The Person	13	23	18	22	26	26	23	27	23	9	18	18
TNO Crime Total	62	81	72	61	77	82	77	79	94	79	78	66

Winchmore Hill

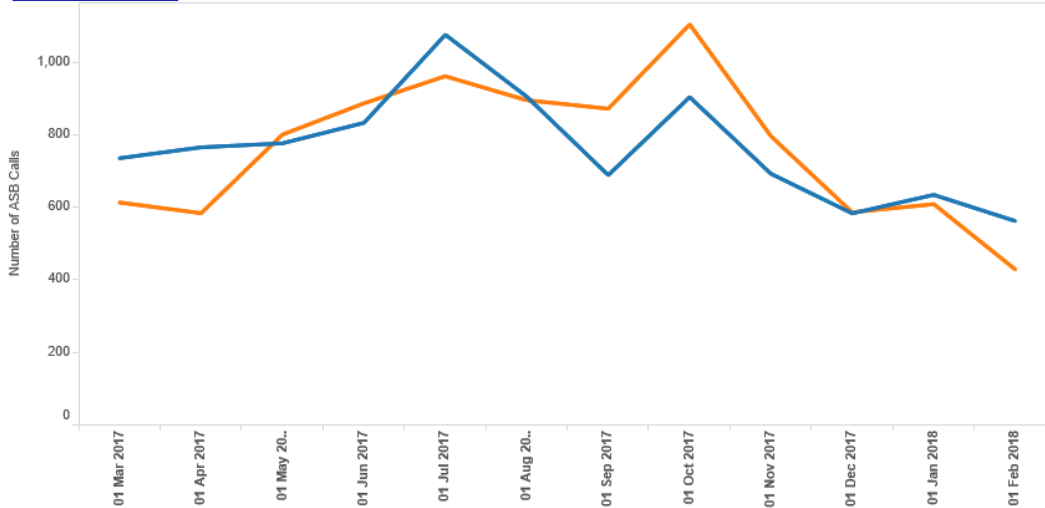
Major Class	Mar 2017	Apr 2017	May 2017	Jun 2017	Jul 2017	Aug 2017	Sep 2017	Oct 2017	Nov 2017	Dec 2017	Jan 2018	Feb 2018
Burglary	17	9	6	4	7	19	7	8	14	14	12	24
Criminal Damage	3	3	4	6	6	7	3	4	3	5	5	8
Drugs	1	1	1	2	2	0	0	3	3	0	2	3
Fraud & Forgery	0	0	0	0	0	0	0	0	0	0	0	0
Other Notifiable Offences	2	0	2	1	0	0	1	1	1	3	1	0
Robbery	0	1	1	0	2	4	0	0	0	1	1	0
Sexual Offences	1	2	1	0	0	2	0	1	1	1	2	0
Theft & Handling	0	0	0	0	0	0	0	0	0	0	0	0
Violence Against The Person	12	18	4	13	22	10	8	24	15	14	9	14
TNO Crime Total	62	71	47	50	64	75	51	69	81	78	69	78

Enfield ASB Calls



Reporting Period Ending: 13 March 2018

Monthly ASB Calls



Reporting Period

■ Current 12 Months

■ Previous 12 Months

Comparison Period

○ Daily

○ Weekly

● Monthly

BCU or Borough?

Borough

BCU \ Borough

Enfield

Month Starting:	01 Mar 2017	01 Apr 2017	01 May 2017	01 Jun 2017	01 Jul 2017	01 Aug 2017	01 Sep 2017	01 Oct 2017	01 Nov 2017	01 Dec 2017	01 Jan 2018	01 Feb 2018	Grand Total
ASB Calls Previous Year	613	583	800	886	961	895	871	1,103	795	586	608	428	9,129
ASB Calls Current Year	735	765	776	832	1,075	904	688	903	692	583	634	562	9,149
Difference	122	182	-24	-54	114	9	-183	-200	-103	-3	26	134	20
% Difference	19.9%	31.2%	-3.0%	-6.1%	11.9%	1.0%	-21.0%	-18.1%	-13.0%	-0.5%	4.3%	31.3%	0.2%

Click here for 52-weeks \ FYTD view



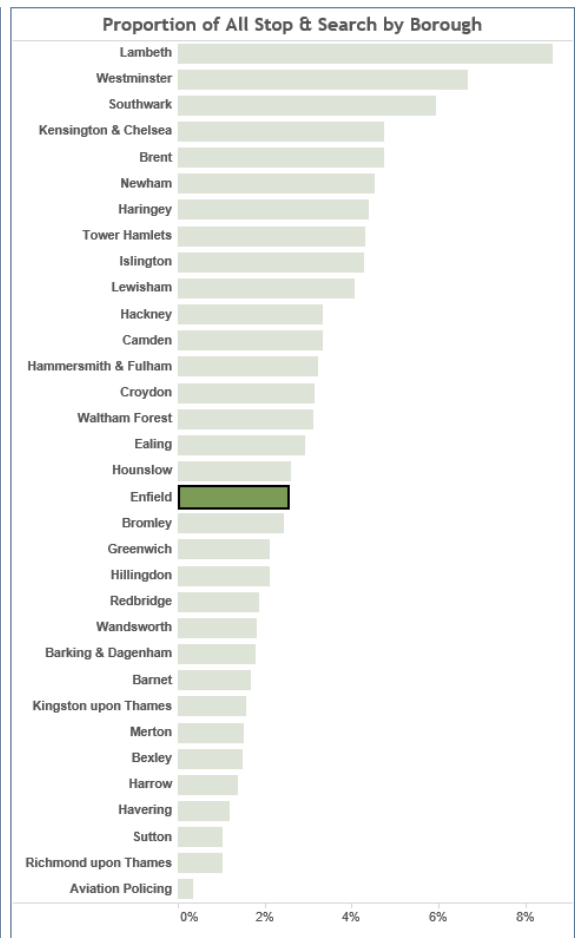
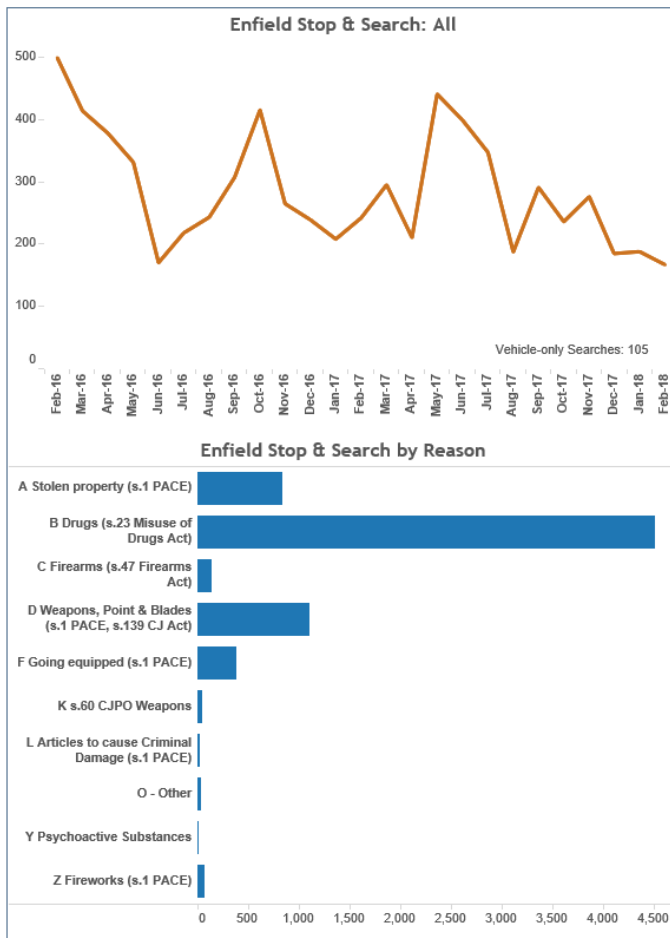
← Undo → Redo ↶ Revert 🔄 Refresh 🛑 Pause

🔗 Share

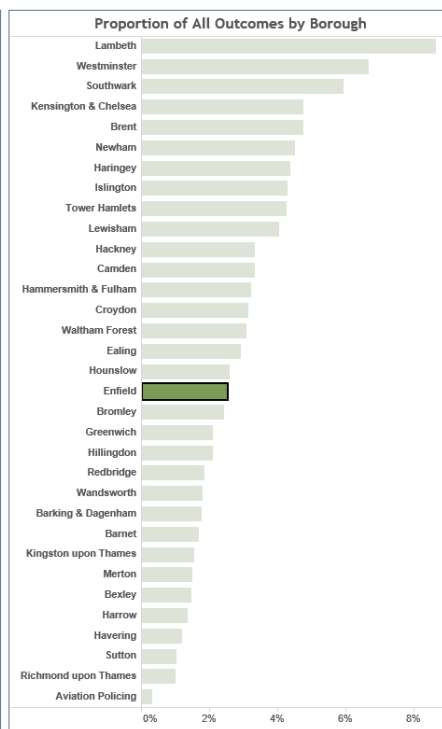
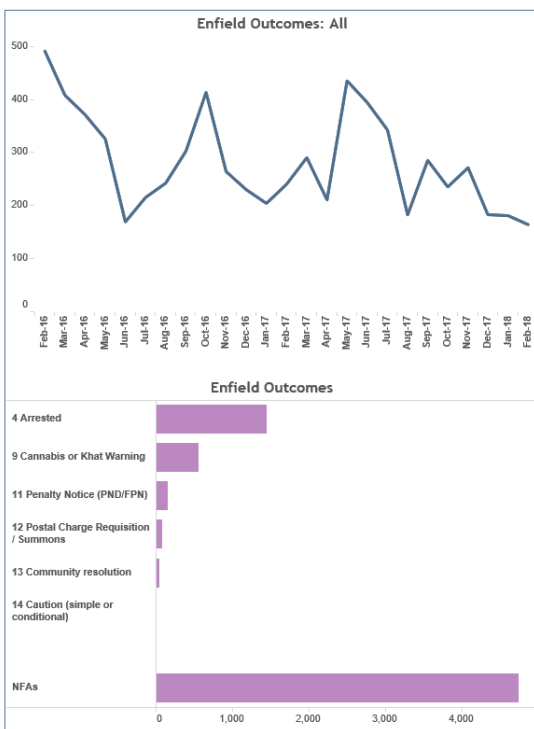
📄 Download

🖥️ Full Screen

Stop and Search figures



Outcomes



MPS Comparisons

MPS Comparison from start January 2018 to end February 2018

If no data is showing, change the range of the 'Date Period' filter

Borough of Stop	Search Volume	% Weapons Searches	% ASB Searches	% Key Crimes Searches	Outcome Rate	Arrest Rate
Barking & Dagenham	158	8.9%	77.2%	13.9%	39.9%	16.5%
Barnet	242	11.6%	61.2%	26.0%	38.4%	23.6%
Bexley	384	12.0%	69.3%	18.8%	31.3%	14.3%
Brent	762	14.7%	72.3%	12.5%	29.4%	15.7%
Bromley	881	24.7%	39.5%	34.7%	29.3%	20.5%
Camden	121	22.3%	59.5%	18.2%	30.6%	17.4%
Croydon	816	17.6%	67.3%	14.7%	34.2%	19.6%
Ealing	601	17.1%	70.0%	12.6%	27.5%	12.8%
Enfield	355	17.5%	62.0%	20.3%	32.7%	20.6%
Greenwich	540	17.8%	60.7%	19.6%	26.1%	14.4%
Hackney	742	23.9%	57.0%	18.9%	32.3%	16.4%
Hammersmith & Fulham	627	12.0%	58.4%	29.3%	31.9%	17.4%
Haringey	769	22.4%	59.7%	17.3%	27.8%	17.2%
Harrow	325	15.1%	66.8%	17.5%	30.8%	14.5%
Havering	148	14.2%	58.1%	27.7%	41.2%	23.0%
Hillingdon	522	9.8%	69.0%	20.9%	32.6%	19.9%
Hounslow	563	9.8%	69.6%	20.2%	31.8%	18.8%
Islington	176	27.8%	46.6%	24.4%	34.7%	23.3%
Kensington & Chelsea	877	8.3%	66.9%	24.1%	33.0%	16.6%
Kingston upon Thames	324	14.8%	60.2%	24.1%	35.5%	21.9%
Lambeth	1,897	26.3%	56.2%	16.9%	21.7%	13.4%
Lewisham	719	20.9%	57.2%	21.3%	35.3%	23.2%
Merton	319	16.6%	55.5%	27.3%	40.4%	25.7%
Newham	1,347	25.2%	59.6%	14.4%	29.5%	17.4%
Redbridge	267	13.5%	50.9%	34.5%	32.2%	16.1%
Richmond upon Thames	251	10.0%	58.6%	31.1%	30.3%	20.7%
Southwark	1,627	28.5%	52.1%	19.1%	27.2%	15.8%
Sutton	236	9.7%	63.6%	26.7%	33.5%	22.9%
Tower Hamlets	1,003	11.7%	79.5%	8.4%	25.4%	14.4%
Waltham Forest	616	17.9%	60.1%	21.6%	28.9%	15.3%
Wandsworth	360	12.5%	51.7%	35.6%	32.2%	21.4%
Westminster	1,293	10.7%	59.6%	28.3%	25.9%	14.1%
Aviation Policing	44	0.0%	38.6%	47.7%	47.7%	36.4%
Grand Total	19,912	18.2%	60.6%	20.6%	29.7%	17.2%
OCU of Stop Officer						
SC&O19 - Firearms	271	56.1%	28.4%	14.8%	29.5%	25.5%
SC&O20 - Taskforce	1,418	27.9%	60.8%	10.3%	32.2%	20.1%
Royal Parks	30	3.3%	86.7%	6.7%	50.0%	0.0%
SO18 - Aviation Security	59	3.4%	35.6%	52.5%	45.8%	33.9%
SO6 - DPG	2	0.0%	0.0%	50.0%	0.0%	0.0%
TP \ Other	17,564	17.2%	60.9%	21.2%	29.1%	16.8%
RTPC	568	7.0%	67.4%	25.0%	36.8%	17.1%
Grand Total	19,912	18.2%	60.6%	20.6%	29.7%	17.2%