

# Children's Scrutiny Panel

## SEND Update

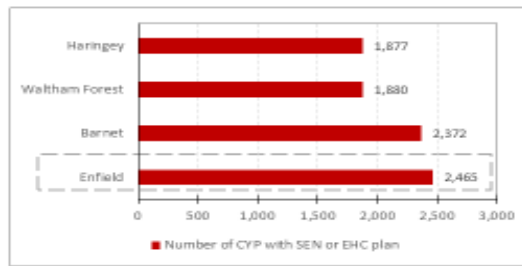


# Questions

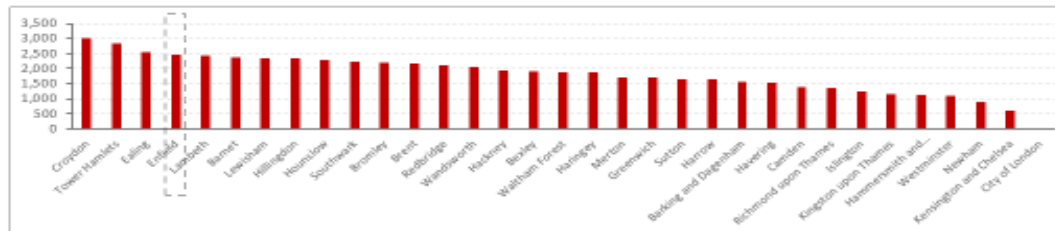
- The number of children with SEN and how the number has changed over the years. Projections for future years.
- How provision is provided and decided upon (Education, Health & Social Care).
- Ofsted and SEND in the borough.
- The costs for SEN in mainstream, school based units, special schools, Out of Borough provision.
- Funding from DSG High Needs Budget: Council core funding including transport costs.
- Plans for increasing in-borough provision
- Support for families with SEN children and working with Our Voice

# Rising demand

The demand for EHCPs continues to rise and benchmarking data demonstrates that Enfield is managing the 4<sup>th</sup> highest cohort of children with SEN in London



The number of children with SEN in Enfield has grown significantly in the last three years and benchmarking data demonstrates that Enfield is managing a much higher number of children with EHCPs than its neighbouring authorities, and than most authorities in London. This high level of demand is contributing to the budget pressures.



Benchmarking data demonstrates that Enfield is managing the 4<sup>th</sup> highest cohort of children requiring SEN support across London. This suggest that demand management options should be considered as a key lever for managing the High Needs Block overspend

# Rising Demand

Current Projection of EHCP's based on growth rate

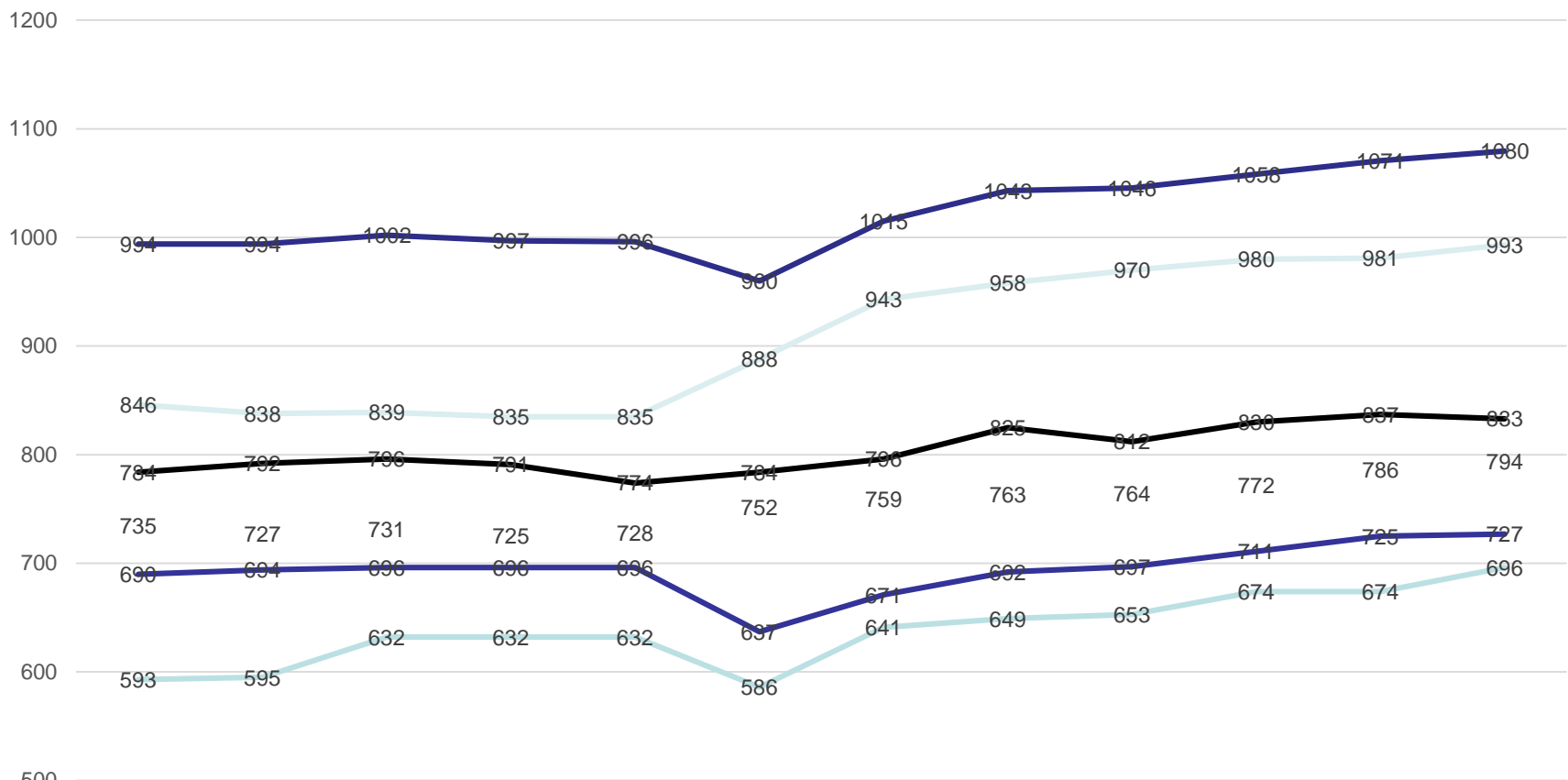
Year	No. EHCPs (based on predicted 10% year-on year increase)	Total additional annual cost based on 10% increase	No. EHCPs (based on 8% year-on year increase)	Total additional annual cost based on 8% increase
2020	3200		3200	
1	3520	£6,592,000	3456	£5,273,600
2	3872	£7,251,200	3732	£5,695,488
3	4259	£7,972,200	4031	£6,151,127
4	4685	£8,775,600	4354	£6,643,217
5	5153	£9,640,800	4702	£7,174,675
		£40,231,800		£30,938,107

# Update on progress

- ❑ Assessment of Need to give a baseline of provision required in borough
- ❑ Increasing Additional Resource Provision
- ❑ Increasing Satellite provision of special schools
- ❑ Additional provision created

Type of Provision	2016/17		2017/18		2018/19		2019/20		2020/21	
	Pupils Nos	Actual Expenditure £	Pupils Nos	Actual Expenditure £	Pupils Nos	ACTUAL Expenditure £	Pupils Nos	ACTUAL Expenditure £	Pupils Nos	ESTIMATED 2020/21 Expenditure £
Special Schools	625	13,618,589	639	14,993,489	753	16,074,717	780	17,401,255	865	19,630,762
ARPs	134	1,932,286	139	2,006,286	120	1,754,570	165	2,268,965	204	3,138,691
Mainstream Schools	571	6,331,564	710	5215181	892	5,809,334	1092	7,356,516	1158	8,076,223

## Home To School Transport Pupil Numbers (Buses, Taxis and Personal Travel Budgets) In Borough & Out of Borough

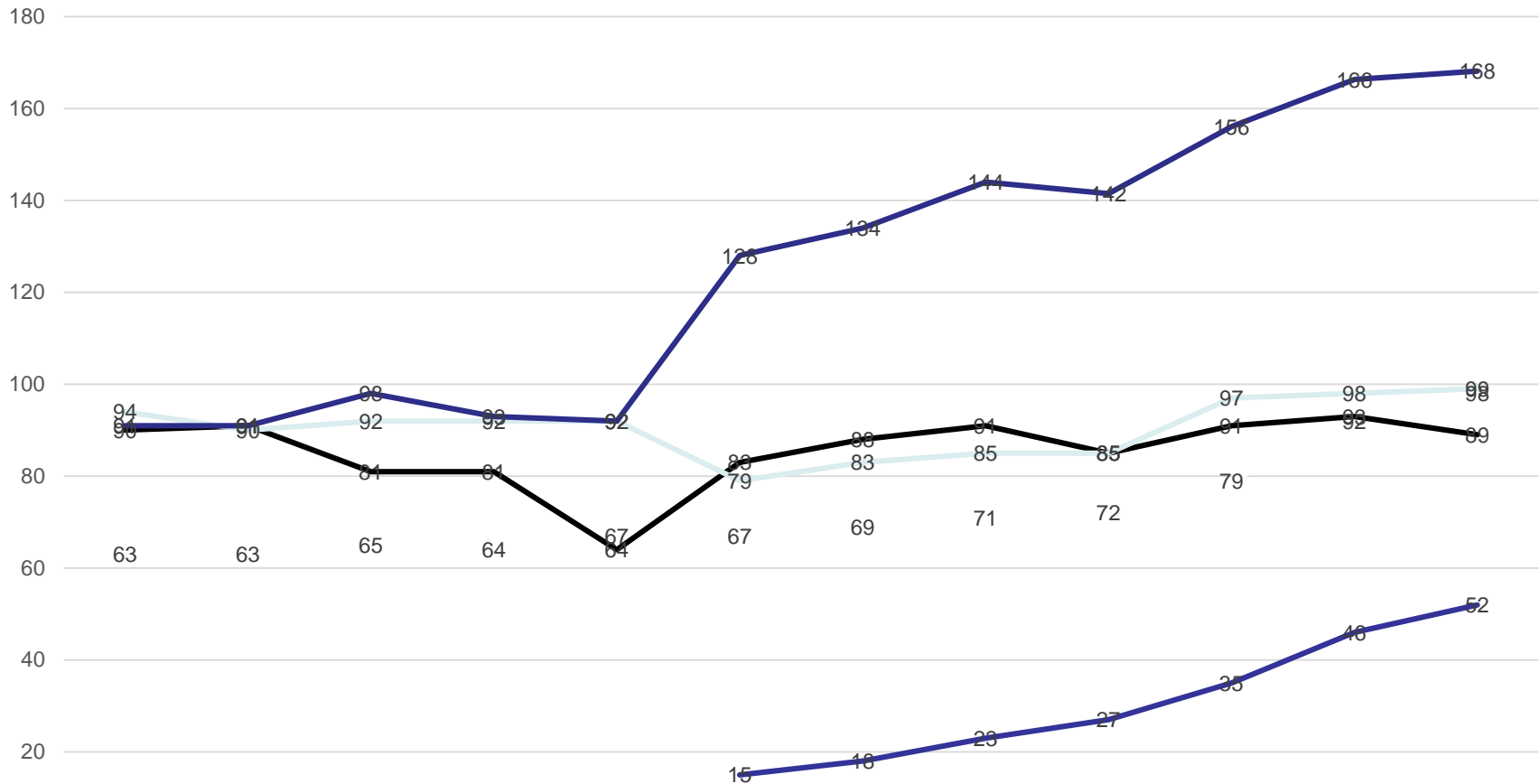


	April	May	June	July	August	September	October	November	December	January	February	March
Total 2015/16	593	595	632	632	632	586	641	649	653	674	674	696
Total 2016/17	690	694	696	696	696	637	671	692	697	711	725	727
Total 2017/18	735	727	731	725	728	752	759	763	764	772	786	794
Total 2018/19	784	792	796	791	774	784	796	825	812	830	837	833
Total 2019/20	846	838	839	835	835	888	943	958	970	980	981	993
Total 2020/21	994	994	1002	997	996	960	1015	1043	1046	1058	1071	1080

— Total 2015/16   
 — Total 2016/17   
 — Total 2017/18   
 — Total 2018/19   
 — Total 2019/20   
 — Total 2020/21

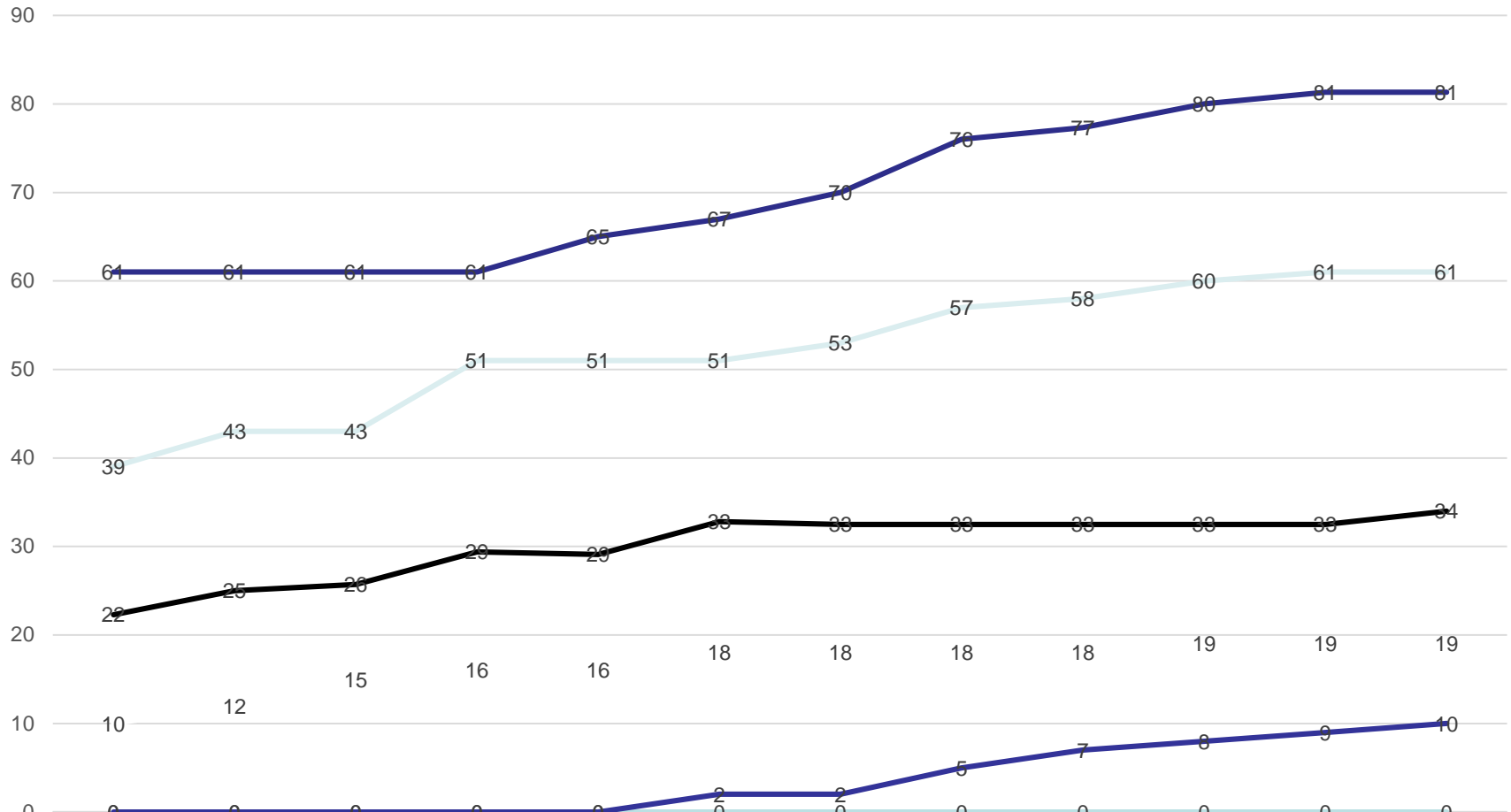


## Personal Travel Budgets - In Borough + Out of Borough



	April	May	June	July	August	September	October	November	December	January	February	March
PTB 2015/16	0	0	0	0	0	0	0	0	0	0	0	0
PTB 2016/17						15	18	23	27	35	46	52
PTB 2017/18	63	63	65	64	67	67	69	71	72	79	92	98
PTB 2018/19	90	91	81	81	64	83	88	91	85	91	93	89
PTB 2019/20	94	90	92	92	92	79	83	85	85	97	98	99
PTB 2020/21	91	91	98	93	92	128	134	144	142	156	166	168

## Pupil Numbers - Independent Travel Training



	April	May	June	July	August	September	October	November	December	January	February	March
ITT 2015/16	0	0	0	0	0	0	0	0	0	0	0	0
ITT 2016/17	0	0	0	0	0	2	2	5	7	8	9	10
ITT 2017/18	10	12	15	16	16	18	18	18	18	19	19	19
ITT 2018/19	22	25	26	29	29	33	33	33	33	33	33	34
ITT 2019/20	39	43	43	51	51	51	53	57	58	60	61	61
ITT 2020/21	61	61	61	61	65	67	70	76	77	80	81	81



# Home To School Transport Costs In Borough + Out of Borough + PTB + ITT



	2015/16	2016/17	2017/18	2018/19	2019/20	2020/21
— Outturn	£5,061,802	£4,863,973	£5,663,558	£6,221,671	£8,213,884	£8,457,450

# How Provision is decided on and provided

The Children and Families Act, SEN Regulations and the SEN Code of Practice states the following when identifying provision:

- Consult with Parental Preference
- Identify the closest school that meets the needs of the CYP
- Identify a school based on the specific needs of the child
- Consider the views, wishes and feelings of the CYP
- Post 16 consider the views of the young person or their advocate

# OFSTED and SEND in the Borough

The SEND Service is inspected by OFSTED to determine how the local area, including, schools and health meet the needs of CYP

- ❑ First Inspection was in 2016 and Enfield was judged to be good
- ❑ COVID Inspection 2020 –Enfield was considered to be a “well oiled machine”.
- ❑ There are 45 Local Authorities still to be inspected for SEND
- ❑ 54 have received a written statement of action
- ❑ 52 have not received a written statement of action
- ❑ New inspection Framework once the 45 Local Authorities have been inspected.
- ❑ The New Framework will have move emphasis on Social Care and Case Studies.
- ❑ SEND is inspected as part of school inspections

# Plans for Increasing Provision in the borough

- Assessment of Need to give a baseline of provision required in borough
- Increasing Additional Resource Provision
- Increasing Satellite provision of special schools
- New SEMH School –Salmons Brook
- Fern House Rebuild
- Scoping and reviewing existing school places for expansion
- Reviewing Schools that have decreasing numbers of pupils
- Relocating staff to make more effective use of buildings

# Support for Families with SEN Children

Families have support through:

- Parent forum group -“Our Voice”
- Young Carers
- SENDIASS – Legal Support
- Early Help – Family support
- Social Care
- Health Provision – Speech and Language Groups
- EP Service -
- SENIF Funding for Early Years children
- Outreach Programme
- SEN Service