

Enfield COVID19 Dashboard

[View in Power BI](#) ↗

Last data refresh:
6/22/2021 8:25:39 PM UTC

Downloaded at:
6/22/2021 8:28:36 PM UTC

ENFIELD COVID-19 DATA



TOTALS

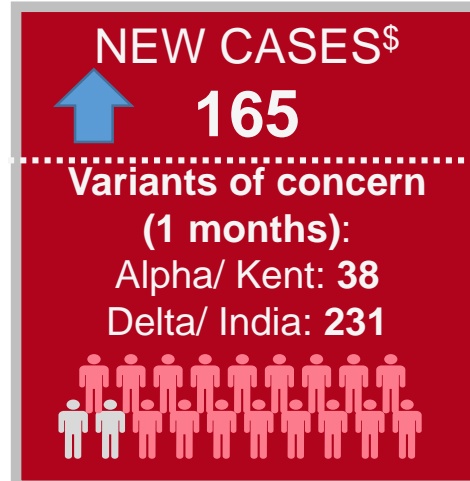
Cases = 01 Jan 20 – 21 June 21
Deaths = 01 Jan 20 – 11 June 21

(\$15 June – 21 June 21)

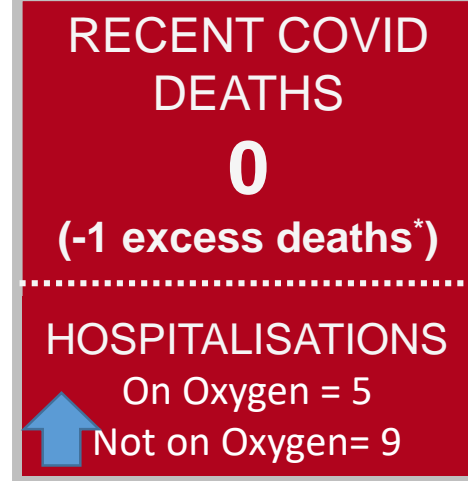
15 June- 21st June



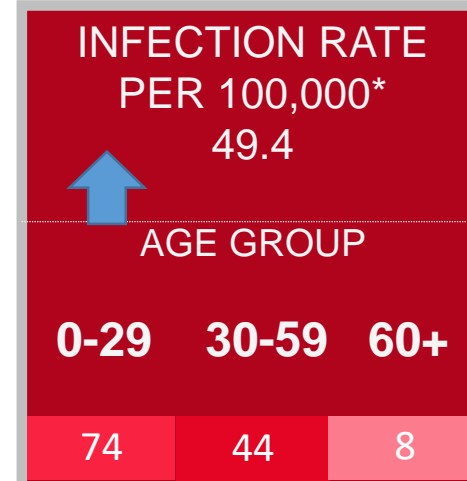
16 June – 22 June 21



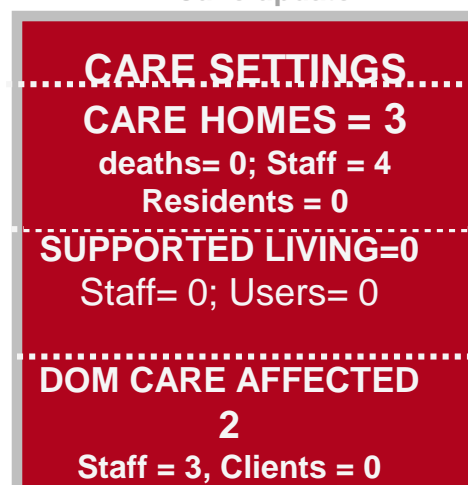
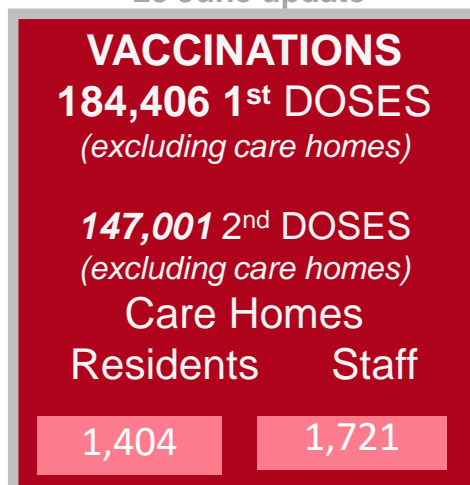
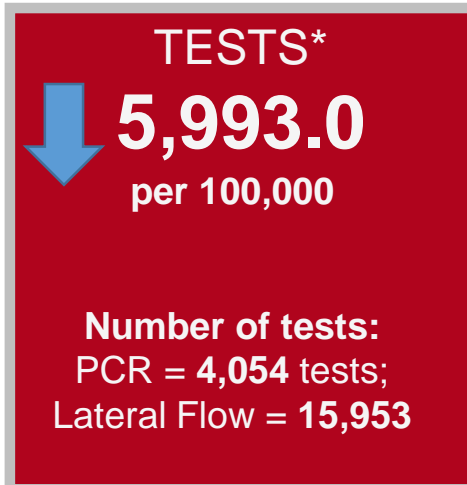
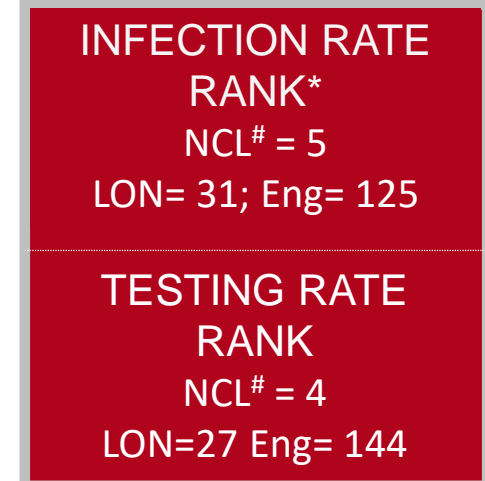
23 June update



21 June update



21 June update

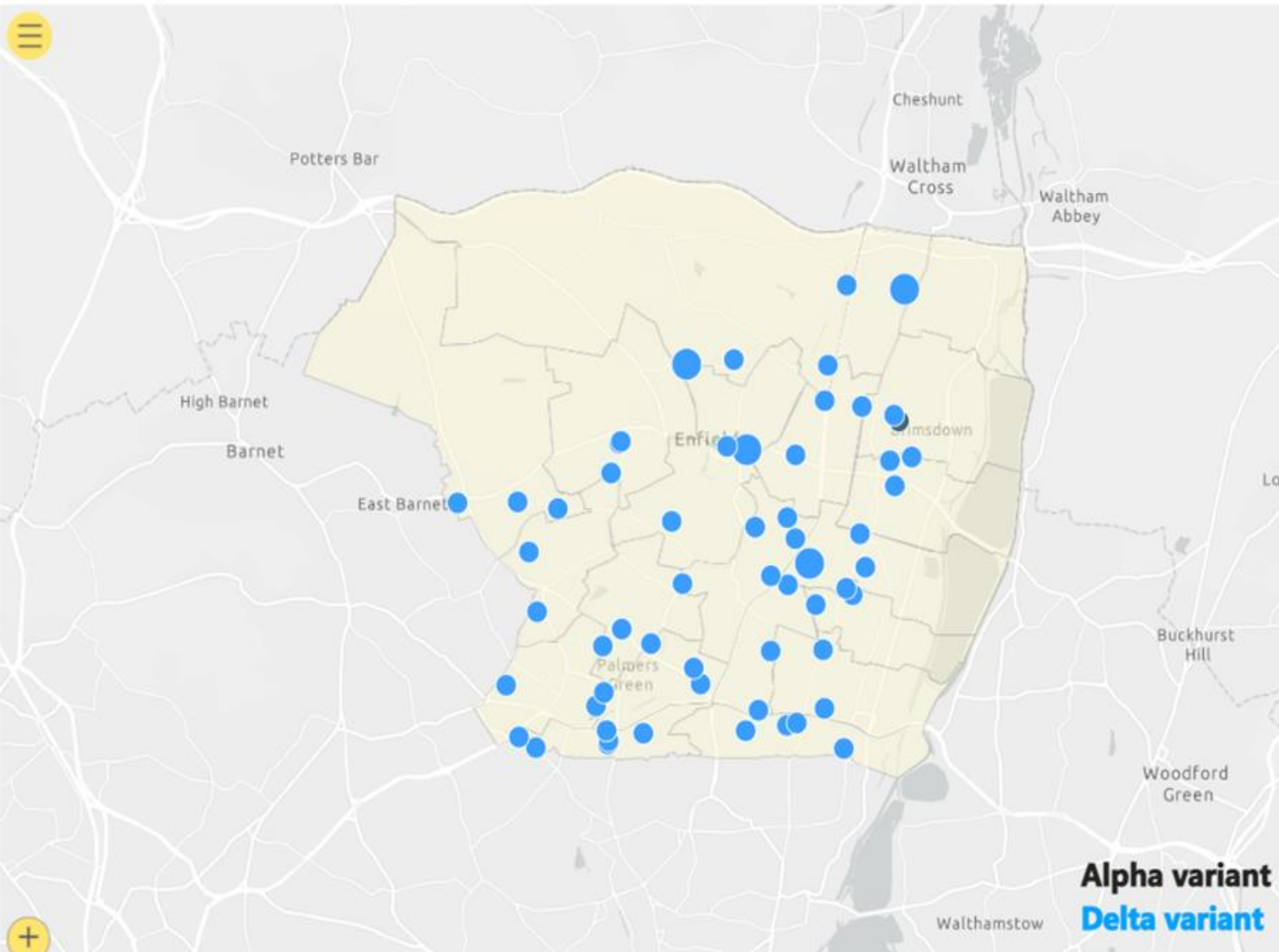


*ONS weekly mortality records compared with 2015- 19 deaths.

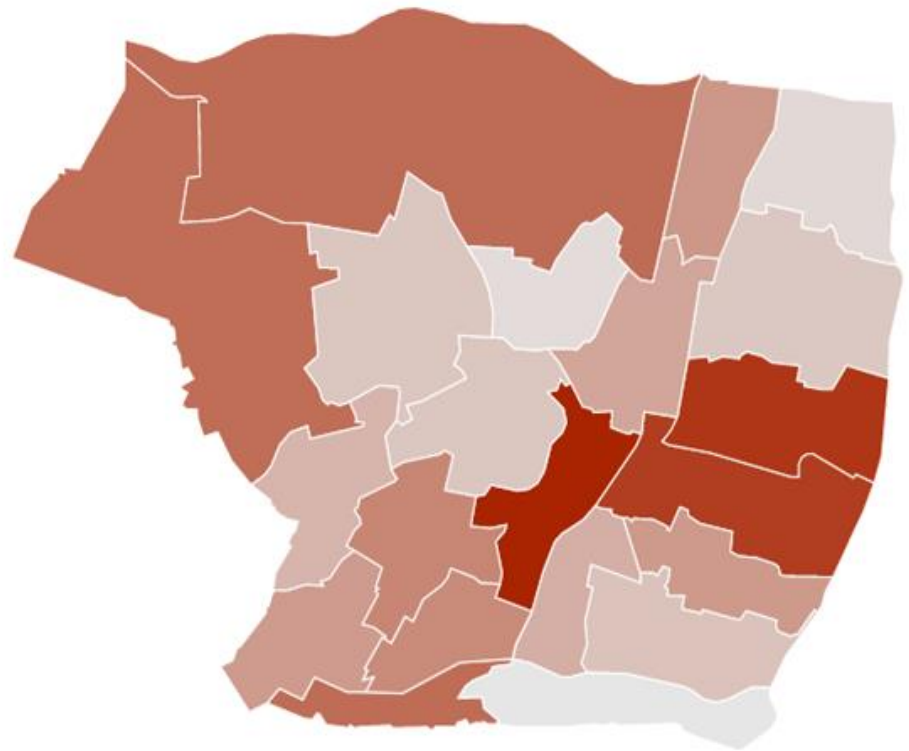
#North Central London include Camden, Barnet, Enfield, Haringey & Islington

↑↓ Change since last week of data

Variants Map from 12/06/2021 to 18/06/2021



COVID-19 Cases Lab-Confirmed in the Previous Week (14 Jun - 20 Jun)



PHE Vaccination Data as of (20 Jun 21)

Eligible Cohort	2019 ONS Population Estimates	Dose 1	Dose 2	% Uptake 1st Dose	% Uptake 2nd Dose	Remaining Dose 1 (to Target)	Remaining Dose 2 (to Target)
16-29	58107	23434	9930	40	17	20146	33650
30-39	50740	29540	19094	58	38	8515	18961
40-49	45413	36627	28489	81	63	-2567	5571
50-54	23032	19216	17032	83	74	-1942	242
55-59	20350	18463	16982	91	83	-3201	-1720
60-64	15451	15216	14386	98	93	-3628	-2798
65-69	12344	11678	11192	95	91	-2420	-1934
70-74	10921	10291	9962	94	91	-2100	-1771
75-79	8490	7522	7255	89	85	-1155	-888
80+ years	12809	11491	10942	90	85	-1884	-1335

183K
Total 1st Dose

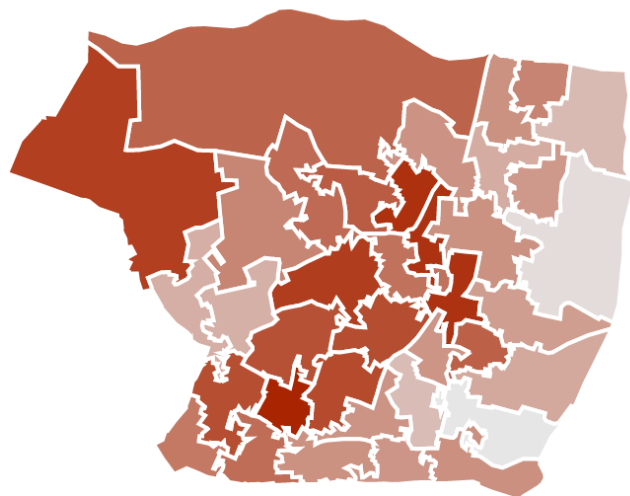
145K
Total 2nd Dose

**Latest provides the count of vaccinations administered as 1st/2nd dose on latest day (of cumulative period); Remaining to target provides the count of individuals remaining to be vaccinated of the eligible cohort to reach the recommended 75% threshold uptake.*

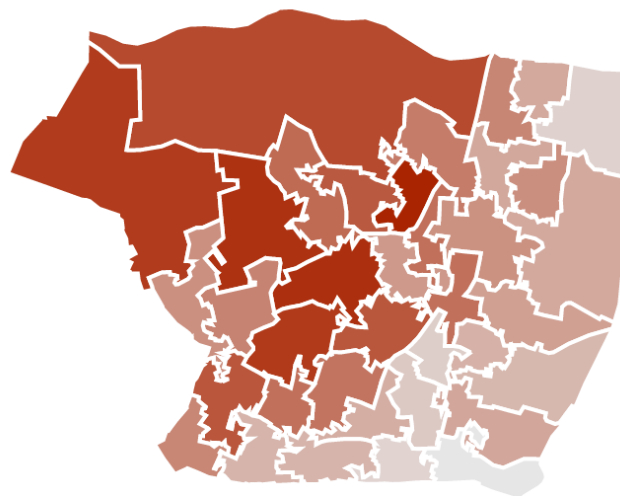
Ward

- Bowes
- Bush Hill Park
- Chase
- Cockfosters
- Edmonton Green
- Enfield Highway
- Enfield Lock
- Grange
- Highlands
- Jubilee
- Lower Edmonton
- Palmers Green
- Ponders End
- Southbury
- Southgate
- Southgate Green
- Town
- Turkey Street
- Upper Edmonton
- Winchmore Hill

% 1st Dose Uptake 65+



% 1st Dose Uptake All Eligible Cohort



% Uptake 1st Dose by Eligible Cohort

