

London Borough of Enfield

Cabinet

8th February 2023

Subject: Third Revenue Update: General Fund and Dedicated Schools Grant 2022/23

Cabinet Member: Cllr. Tim Leaver, Cabinet Member for Finance & Property

Executive Director: Fay Hammond, Executive Director Resources

Key Decision: 5489

Purpose of Report

1. The report explains how the Council's income and expenditure compares to the original budgeted position for 2022/23 based on forecasts as at the end of November 2022. The report also provides the forecasted outturn for the Dedicated Schools Grant (DSG). This is the third update for 2022/23 presented to Cabinet following the period 5 report in December 2022.
2. This report is set out as follows:
 - i. [Overview of the general fund budget 2022/23](#)
 - ii. [A review of the key issues that have been identified in the forecast outturn.](#)
 - iii. [Other underlying budget pressures on the budget by Directorate \(excluding the impact of Covid-19\)](#)
 - iv. [A review of the Covid-19 budget pressures by Directorate](#)
 - v. [Collection Fund for Council Tax and Business rates](#)
 - vi. [An update on progress of savings and income to be delivered in 2022/23](#)
 - vii. [Forecasts for the Flexible Use of Capital Receipts in 2022/23](#)
 - viii. [A summary of the Dedicated Schools Grant \(DSG\) financial position](#)
 - ix. [Forecasted levels of Reserves as at the end of the 2022/23 financial year](#)
 - x. [Consideration of the medium term financial implications](#)

Executive Summary

3. A number of factors are combining and continue to present a very challenging and unprecedented financial position for the London Borough of Enfield, and this is reflected within the third General Fund revenue forecast for 2022/23.
4. The forecast aggregate overspend for 2022/23 against the base £260m General Fund budget that was agreed in February, prior to application of any reserves, is £32.8m. Planned use of reserves (including Covid-19 reserve) brings this overspend down to a residual £18.4m which reflects an increase of £1.6m on period 5. In summary, the key themes and notable changes from the last report are:
5. Table 1: Gross Variance and Key Themes

Department	Gross Variance	Key Themes
CEx	£0.9m	a. The demand for legal support across the Council, with greatest demand caused by the increase Children's Social Care placements. This in part is driven by the impact of the pandemic hence £0.5m is funded from the Covid reserve.
People – Adult Social Care & PH	£4.6m	b. Demographic and inflationary pressures across the care groups but particularly in Learning Disabilities and Older People Services. c. Includes £1m Covid related pressure reflecting the on-going impact of the pandemic.
People – Children's & Families	£7.7m	d. Demographics demand particularly seen in external child care placements and overnight breaks and direct payments. e. Increase investment in Social Workers to manage the increasing workload. f. Ongoing Covid impact leading to £4.7m funded from Covid reserve.
People - Education	£0.6m	g. Nexus project funding of £0.5m.
Place	£11.9m	h. The Housing market, specifically that of the Private Rented Sector has stagnated resulting in shortages in supply of temporary accommodation provision. This has led to the need for more expensive accommodation such as commercial hotels resulting in £4.9m pressure in Homelessness services. i. SEN Transport £0.6m of which £0.5m are

		<p>inflationary pressures.</p> <p>j. £3.4m of unrealised income forecast in parking, cemeteries, culture and planning. This reflects an improvement in the cemetery's income forecasts.</p> <p>k. £0.6m in year pressure resulting from the award of appeal costs incurred relating to rejected/overtaken planning appeal.</p> <p>l. £0.4m from the delayed implementation of new management of Millfield centre and security costs.</p> <p>m. A further £1.1m of inflationary pressures e.g. fuel price increases.</p>
Resources	£6.2m	<p>n. £2.1m of cost pressures in digital services.</p> <p>o. £0.5m in unrealised income as an on-going impact of the pandemic.</p> <p>p. £0.4m additional resources required to manage 3 years audit of accounts.</p> <p>q. Additional resources of £1.7m in Financial Assessments and Income Collection required to manage demand.</p> <p>r. £0.9m on Transformation support funded by the Flexible Use of Capital Receipts.</p>
Corporate	£0.7m	<p>s. Notable inflationary pressures for energy and pay award costs in excess of those budgeted for. This reflects the estimated increase from national pay award negotiations and recent property rationalisation in the Civic centre to reduce costs.</p> <p>t. £0.9m planned use of capital financing reserves to fund MRP and interest payments.</p> <p>u. Offset by £3m contingency held for this purpose.</p>

6. Table 2: Notable Changes

Most notable movements between 2nd and 3rd report 2022/23	£m's
Total Gross Forecast Variance @ P5	31.8
▪ Increase in Homelessness	1.5
▪ Parking receipts	1.0
▪ Culture - Millfield	0.2

▪ ASC - closure of LD home and increase in demand for care	0.4
▪ Children's – increase in external care packages and increase in grant funding	0.4
▪ Digital Services – refined recruitment forecasts	-0.3
▪ Withdrawal from Civica On Demand	-0.1
▪ Corporate – revised cost of borrowing	-2.0
Total Gross Forecast Variance @ P8	32.8

7. Annually the Council considers as part of budget setting estimates for demographic and inflationary and pay award increases. In 2022/23 these estimates, based on best known information at that time were included growth in total of £22m which included estimated pay award of 2% (as did 2/3rds of other London Boroughs) and specific allocations for demographic and inflation costs at that time. In addition, prudently, a £3m contingency is held corporately should unanticipated cost pressures arise not previously budgeted for. However, subsequently, energy inflation, pay award expected beyond the 2% budgeted for and rising demand has placed significant budget pressures in excess of those budgeted.
8. Financial resilience has always been a top priority for this Council and the current financial position continues to require management and is in a context of inadequate local government funding. Currently there is no additional funding anticipated from the government to support Councils with the impact of these in year inflationary increases. This means that the Council, alongside the wider local government sector, is in a position of needing to identify in year savings to address these cost pressures. Further, where these are not able to be made, the Council will need to access risk reserves as needed. Needless to say, these are of course, one-off funds to support what are likely to be ongoing costs and therefore the medium-term financial plan will need to be recast to reflect this.
9. Forming part of the overall position outlined above, the Covid-19 impact continues to be monitored as a discrete element and totals £9.8m. The impact of Covid-19 is anticipated to continue throughout 2022/23 and beyond and includes increased costs and ongoing lost income. The Council has a £15m specific Covid-19 earmarked reserve and no further Government grants relating to Covid-19 are anticipated. The Covid-19 reserve is finite, and officers have and are working on exit strategies for those areas with additional funding. Where necessary, additional on-going cost has been built into the MTFP.
10. The key areas of pressure continue to be felt in the Council's demand driven services such as:
 - i. Adult Social Care, specifically Older People and people with physical disabilities services,
 - ii. Children's Social Care,
 - iii. Homelessness services, specifically the provision of Temporary Accommodation.

11. Although interest rate rises have occurred, due to the profile of the capital expenditure, and the fact that the interest rate budget is prudently set, this is not expected to materially impact on our cost pressures in the current financial year. It will have an impact in future years for new borrowing and the refinancing of existing debt at the end of its term and this is reflected in the MTFP.
12. The impact of the cost of living crisis is also resulting in unfunded financial pressures on the Council of discretionary housing payment of £455k, down slightly from the period 5 forecast. The grant reduced in 2022/23 by £720k, with forecast expenditure at £2.1m. This will be a further call on the Council's limited reserves.
13. Contributing to the adverse forecast are amber and red rated savings i.e., not achieved or fully achieved in 2022/23. Where there have been delays or work continues to achieve them, they will continue to be monitored reported in the quarterly reports.
14. The potential impact on our available reserves as a result of this latest forecast remains considerable – a £39m reduction in earmarked General Fund reserves (including £18.5m unplanned use of the risk reserve; £9.8m Covid-19 planned use of reserve), leaving a potential year-end balance of £104m. There is a balance to be struck between using these reserves for the purpose for which they are intended (to smooth the impact of risk arising from this exceptional year) and to ensure financial resilience going forward in the context of an uncertain environment and financial settlement. The in-year budget cost reduction and savings strategy include controls on staffing costs, cost pressure reviews, bringing savings forward and pausing capital projects. The Council aims to protect reserves in order to maintain financial resilience to ensure that our key services can be maintained.
15. The Dedicated Schools Grant outturn position is forecast to be £2.5m overspend and reflects an improved year on year position due to additional grant funding and slower increases in out of borough placements. This will increase the accumulated deficit carried forward to £15.1m.
16. The main pressures are within the High Needs Block and relate to the development of additional in borough provision, an increase of the number of pupils with Education, Health and Care plans (EHCPs) in mainstream schools, the development of early intervention strategies and from September 2021, increased forecasts in out of borough placements.
17. The authority's ongoing and increasing DSG deficit position is a general London and national issue resulting from additional demand for high needs provision which is increasing at a higher rate than the additional funding being provided by Government.

Proposals

18. Cabinet is recommended to note:
 - a. The 2022/23 financial year the General Fund revenue forecast outturn position of £18.4m adverse variance, arising in the main from demographic and cost pressures exceeding the £22m budgeted growth and unanticipated inflationary increases across pay and energy.

- b. Financial resilience remains a key priority for the Council and an in-year budget savings and cost control strategy is in place to protect the Council's reserve levels.
 - c. The potential drawdown on reserves and the impact this has on the forecast level of reserves. The £3m contingency will be required to achieve the General Fund forecast outturn and the planned drawdown from reserves of £2m will also be required.
 - d. The Covid-19 impact on the General Fund of £9.8m which will be funded from the Council specific Covid-19 earmarked reserve.
 - e. The Dedicated Schools Grant (DSG) revenue overspend of £2.5m, which is reflected in the balance sheet.
19. Cabinet is asked to require Executive Directors continue to work with Cabinet Members to robustly manage the underlying budget position, implement in year savings and further cost control measures deemed appropriate to the challenge faced, whilst managing, mitigating, and minimising the Covid-19 financial impact.
20. It is recommended that Cabinet Members note the potential forecast level of reserves and implications for 2022/23 and challenging financial position over the life of the MTFP.

Reason for Proposals

21. To ensure that members are aware of the forecast outturn position, including the level of reserves for the authority, including all major variances which are contributing to the outturn position and the mitigating actions being taken and proposed to manage the ongoing financial position.

Relevance to the Council's Corporate Plan

22. The General Fund and DSG Outturn Report sets out how the Council has best used its limited resources to deliver the Council's objectives in 2022/23. These objectives are:
- i. Good homes in well-connected neighbourhoods
 - ii. Sustain strong and healthy communities
 - iii. Build our local economy to create a thriving place

Background

23. On the 24th February 2022, the 2022/23 budget was set by Council. New savings of £5.9m and new income generation plans of £2.8m were agreed for 2022/23. As part of the aim to continue to place the budget in a more resilient position, in 2022/23 £22m of growth was included to reflect the demographic, inflationary, investment and capital financing needs.
24. The budget covers the day to day operational expenditure and income of the Council and is funded from a combination of government grants, council tax and business rate income, to a limited extent fees and charges and reserves. Note, that the agreed original budget includes a prudent planned £3m contingency that for unforeseen inflationary and demographic pressures. The financial position is considered quarterly at Cabinet and by the Finance and Scrutiny Panel.

25. The body of the report will focus on the key issues contributing towards the change in forecasted position. The Appendices to the report provide further details on the other variances of at least £50k whether adverse or favourable.
26. For the last two years and continuing for 2022/23 at least, this report separately identifies how Covid-19 impacts on Council costs and reductions in income. The funding for Covid-19 related pressure is finite and now managed through the Council's earmarked reserve. Through the MTFP the Council must plan how to transition into the ongoing business as usual position. The balance at the beginning of 2022/23 is £15m but this finite and forecasts in this monitor total £9.8m, meaning that £5.2m remains to manage any increases in year and pressures in 2023/24.
27. The Council remains in a position for 2022/23 where it needs to manage its financial position. There is the continuing significant risk and uncertainty due to the legacy impact of the Covid-19 pandemic and the unprecedented inflationary economic context. The Covid-19 financial implications are under continuous review. The period 5 revenue forecast reflects these pressures and the Medium Term Financial Plan will reflect the impact in 2023/24 and beyond.
28. The financial management key performance indicators set out in Appendix A.

Main Considerations for the Council

29. General Fund Forecast

30. The forecast aggregate adverse variance for 2022/23 against the base £260m General Fund budget that was agreed in February, prior to application of any reserves, is £32.8m. Planned use of reserves brings this adverse variance down to a residual £18.4m.
31. Each of the departments has generated a list of the key variances which are contributing to the forecast figures and are not resulting from the pandemic. Cabinet Members and Executive Directors are expected to manage their budgets in year and contain any forecast adverse variance by implementing offsetting in-year or permanent savings measures.
32. The approach of utilising Pressure Challenge Boards to review the most significant pressure areas identified in 2022/23 will continue in order to provide corporate challenge as well as generating additional options to mitigate future pressures.
33. The Covid-19 impact continues to be reported separately and totals £9.8m. The Council has a £15m specific Covid-19 earmarked reserve and no further new Government grants relating to Covid-19 are anticipated. The impact of Covid-19 is anticipated to continue throughout 2022/23 and beyond. However, it should be noted that the Covid-19 reserve is finite and whilst provides a short to medium term resilience, the Medium Term Financial plan reflects the longer term impacts of Covid-19 where this can be evidenced.
34. Executive Directors continue to work with Cabinet Members to robustly manage the underlying budget position and implement savings, whilst managing, mitigating, and minimising the Covid-19 financial impact.

Specific management actions are referenced in the report but in summary include:

- A series of service reviews building on the work of the pressure challenge boards work in previous years
 - Additional controls on recruitment of new staff and restructures across revenue and capital.
 - Increased expenditure controls including for example key contract reviews and ceasing non-essential spend.
 - Developing strategies in Homelessness to manage current and future demand.
 - Strategies are underway to improve recruitment and retention of social workers within Children's services.
 - Reviewing and developing the Council's exit strategy from the additional resources applied to Covid-19 related pressures.
 - Support more robust contract management activity to drive better value for money and identify potential cost avoidance or savings.
 - Review the use of higher weighting of quality over price in procurement.
 - Look for invest to save opportunities with automation; Civica module to reduce/remove on demand service, Digitalisation to remove printing.
 - In view of increasing interest rates, reviewing the capital programme to slow, pause, stop schemes which will then reduce the Council's borrowing requirement and therefore reduce Minimum Revenue Provision and interest payments.
35. The year-end budget position is set out in Table 3 below. It provides a comparison between the latest budget and the actual position. This is the total forecast position for the Council, including the effects of Covid-19. Table 4 sets out the Covid-19 associated pressures the Council is experiencing by department.

Table 3: General Fund Departmental Variances 2022/23 at Period 8

Department	Net Budget	Net Actuals @ P8	Net Forecast	Total Gross Forecast Variance	Flexible use of Capital Receipts	Covid-19	Specific Reserves	Total Forecast Variance
	£m	£m	£m	£m	£m	£m	£m	£m
Chief Exec	12.209	5.828	13.164	0.955	(0.041)	(0.504)	0.000	0.410
People - Adult Social Care & Public Health	85.021	47.875	89.588	4.567	0.000	(1.000)	0.000	3.567
People – Children’s	47.752	36.993	55.473	7.721	(0.247)	(4.737)	(1.066)	1.671
People – Education	4.790	153.698	5.415	0.625	(0.500)	(0.280)	0.000	(0.155)
Place	36.484	32.000	48.433	11.949	(0.068)	(2.723)	0.000	9.158
Resources	29.752	44.174	35.997	6.245	(1.748)	(2.057)	0.000	2.440
Service Net Costs	216.008	320.569	248.070	32.062	(2.604)	(11.301)	(1.066)	17.091
Corporate Expenses	25.247	33.328	22.536	(2.711)	0.000	1.508	(0.031)	(1.234)
Inflation	(2.730)	0.000	2.770	5.500	0.000	0.000	0.000	5.500
Minimum Revenue Provision	17.508	0.000	18.422	0.914	0.000	0.000	(0.914)	0.000
Contingency	3.000	0.000	0.000	(3.000)	0.000	0.000	0.000	(3.000)
Bad Debt Provisions	0.791	0.000	0.791	0.000	0.000	0.000	0.000	0.000
Net Expenditure	259.824	353.897	292.589	32.765	(2.604)	(9.793)	(2.011)	18.357
Expenditure financed by:								
Business Rates	(97.426)	(29.272)	(97.426)	0.000	0.000	0.000	0.000	0.000
Council Tax	(139.361)	0.000	(139.361)	0.000	0.000	0.000	0.000	0.000
Other non-ring-fenced Government Grants	(21.053)	(19.078)	(21.053)	0.000	0.000	0.000	0.000	0.000
Planned Use of Reserves	(1.985)	0.000	(1.985)	0.000	0.000	0.000	0.000	0.000
General Fund Corporate Financing	(0.000)	305.547	32.764	32.765	(2.604)	(9.793)	(2.011)	18.357

Table 4: Summary of Covid-19 Impact by Department 2022/23

Department	Net Budget	Covid-19 Additional Expenditure	Covid-19 Loss of Income	Covid-19 Impact on Savings Programme	Covid-19 Total Impact
	£m	£m	£m	£m	£m
Chief Exec	12.209	0.504	0.000	0.000	0.504
People - Adult Social Care & Public Health	85.021	1.000	0.000	0.000	1.000
People – Children’s	47.752	4.737	0.000	0.000	4.737
People - Education	4.790	0.280	0.000	0.000	0.280
Place	36.484	1.397	1.326	0.000	2.723
Resources	29.752	1.605	0.452	0.000	2.057
Service Net Costs	216.008	9.523	1.778	0.000	11.301
Corporate Expenses	25.247	(1.508)	0.000	0.000	(1.508)
Inflation	(2.730)	0.000	0.000	0.000	0.000
Minimum Revenue Provision	17.508	0.000	0.000	0.000	0.000
Contingency	3.000	0.000	0.000	0.000	0.000
Bad Debt Provisions	0.791	0.000	0.000	0.000	0.000
Net Expenditure	259.824	8.015	1.778	0.000	9.793
Expenditure financed by:					0.000
Business Rates	(97.426)	0.000	0.000	0.000	0.000
Council Tax	(139.361)	0.000	0.000	0.000	0.000
Other non-ring-fenced Government Grants	(21.053)	0.000	0.000		0.000
Reserves	(1.985)	0.000	0.000	0.000	0.000
General Fund Corporate Financing	(0.000)	8.015	1.778	0.000	9.793

Budgets shown in Tables 3 and 4 are controllable departmental budgets excluding capital and asset impairment charges, which are not directly controlled by departments.

General Fund – Key Issues since P5

People Directorate – Adult Social Care

36. The 2022/23 Adult Social Care budget increased by net £4.3m (growth of £6m, less savings). However, continuing cost and demand pressures in this area result in a £3.6m forecast overspend, which is a £0.5m increase on the period 5 forecast. This is composed of inflationary impact of £1.1m, a further £2.5m of demand led pressure in excess of budget.
37. The inflationary impact exceeds the budget provision by approximately £1.1m. This has been a particular issue on domiciliary care rates which have increased by 5.99% due to national living wage and national insurance increases. Residential and Nursing rate increases have been mitigated through the implementation of a lean cost model developed across North Central London.
38. Two specific issues have occurred in the last three months leading to a £0.6m increase in the Learning Disability budget, these being the closure of a private Learning Disabilities home has led to the need to move service users at greater cost and a family breakdown.
39. In a number of areas activity has increased quite significantly over the last 3-6 months and at this stage it is not possible to predict exactly when and if this activity will reduce and to what extent on individual budget areas.

People Directorate - Children's Social Care

40. In Looked After Children, the biggest challenge is the increased costs of residential care and enhanced support packages, causing an adverse variance of £1.3m due to the residential care market facing an extraordinary set of cost pressures and staffing sufficiency issues. The £0.3m increase from period 5 reflects the new placements made in the last 3 months.
41. The receipt of the Asylum Dispersal Grant results in an improved forecast for the Unaccompanied Asylum Seekers costs.
42. Strategies are underway to improve recruitment and retention of social workers. However, the number of vacancies, covered by the temporary agency workforce, still causes an overspend of £50k in Children in Need.

Place Directorate

43. The residual budget pressure after Covid reserve funding of £2.7m for the Place directorate is £9.1m. Homelessness remains the major constituent part of this pressure with a forecast adverse variance of circa £4.0m which represents an increase of £1.5m since the last report.
44. The market conditions effecting the temporary accommodation and homelessness sector in England and noted in previous reports have continued to deteriorate and is the main contributing factor to the increasing pressure being reported. Costs for buy to let landlords have increased dramatically (increase in mortgage rates, taxed on net income not net profits) are forcing landlords to either exit the market altogether by selling their properties or forcing them to charge a far higher rent for their units than the Council can afford to pay and also increasing eviction risk.

45. As a result, households are having to be placed in higher cost hotel accommodation and for longer periods as there is inadequate accommodation for residents to move out of TA.
46. The second major contributing factor to the Place budget pressure is an under-recovery of Parking income against budget of £2.3m. It is proposed and reflected in the monitor to apply £0.7m from the Covid-19 reserve reflecting the financial impact of behavioural changes.
47. The other notable change to the last report is an increase to the adverse variance relating to the Millfield centre from the delayed implementation of new management of Millfield centre and on-going security costs.

Resources

48. The residual Resources overspend after Covid reserve funding of £2.1m is £2.4m, an improvement of £0.7m on the previous forecast.
49. A key element of this continuing to Digital Services, which has a budget pressure of £1.6m. This does represent an improved position on period 5 and is due to refined forecasts resulting from revised recruitment activity for the remainder of 2022/23.
50. The Finance function has a £0.45m residual forecast overspend, mainly in Corporate Finance. The closing of prior year accounts will negate the need for additional resource and senior finance officers are exploring all avenues to ensure the orderly closing down of outstanding issues with Enfield's external auditors, BDO.
51. The position for Customer Experience is improving despite forecast unachieved savings on financial assessments. Income Collection services have placed additional controls on contract spend helping to mitigate the previous reported variances.

Chief Executives

52. The demand for legal support across the Council and most predominantly in Children's Social care remains the departments most significant pressure. Along with the need to cover staff sickness with agency this creates a gross £0.9m variance. Covid-19 reserves funding is planned to be applied to meet the Social care demand, whilst the remainder is partly mitigated by favourable variances across other services.

Corporate Items

53. The Corporate Items residual overspend of £0.7m consists primarily of a £5.5m overspend against inflationary pressures, mitigated by accumulated underspends across a number of other budget headings of £2.7m and the £3m corporate contingency.
54. The final pay award and increased National Insurance Employers Costs for 2022/23 was closer to 6% equating at an estimated £11m, up from an originally estimated 2%. A further £1.9m of pressure relates to energy costs overspend, with 90% of the indicative volume requirement already purchased. The use of the Civic Centre is being reviewed under a range of property rationalisation proposals and these are expected to reduce utility and Business rates costs.

55. The Minimum Revenue Provision is a charge that Councils are required to make in their accounts for the repayment of debt (as measured by the underlying need to borrow, rather than actual debt). The underlying debt is needed to finance the capital programme.
56. The Minimum Revenue Provision forecast is £18.4m against a budget of £17.5m. This was expected and planned for in the budget setting, where the balance was planned to be drawn down from the MRP equalisation reserve. The forecast has been reduced to £0.9m (was £2.3m at period 5) following the latest capital programme forecasts.
57. **Other Departmental Monitoring Information – Budget Pressures and Mitigating Actions (net variance, excluding Covid-19)**
58. A breakdown of all other variances greater than £50k are detailed in Appendices B to E.

Covid-19 Impact (Appendix F)

59. **Chief Executive's: net budget is £12.2m; the total additional costs of £0.5m (4%)**
60. The costs relate to the additional legal cover required to deal with the increase in Children's social care cases which continues as expected into 2022/23.
61. **People: Adult Social Care (ASC) and Public Health – net budget is £82.6m; the total additional costs of £1m (1%)**
62. The impact on Adult Social Care (ASC) continues to be additional cost associated with the ongoing impact of the pandemic. The current forecasted impact directly on the department is £1m. This includes workforce pressures across the department, the long-term impact on care purchasing resulting from delayed/cancelled routine operations and other factors including the impact of long Covid and the demographic impact.
63. **People: Education – net budget is £4.6m; the total additional costs are £0.3m (6%)**
64. These costs include additional support staff resources required in the SEND team to manage and deal with the backlog of cases resulting from the pandemic. In order to support Covid-19 recovery in the boroughs Schools; a pilot of after school provision for supervised independent study took place in four of the borough's secondary schools in 2021/22, costing circa £48k, this has now been extended across all schools in the borough and cost £0.2m.
65. **People: Children & Families – net budget is £47.7m; the total additional costs of £4.7m (10%)**
66. The most significant cost relates to circa £2.9m pressure in care placements, block-booking, and the need for at-home support packages to safeguard, particularly but not exclusively, children with SEND and/or severe emotional and mental health. It should be noted that this is an increase on previously reported figures.

67. The need for additional staffing resources remains in 2022/23 due to increased demand, with circa £1.3m for addition staff predominantly sourced via agencies and fixed term posts, and a further £0.1m required to recruit and retain social workers.
68. The continuing high numbers of referrals to the service has led to an operational decision to spend £0.4m to address the spike in demand for provision of Child and Family Assessments, inflicted by pandemic, to clear a backlog and reduce caseloads in the Assessment Service while the current recruitment initiatives are fully implemented.
69. **Place – net budget is £36.5m; the total additional costs and income loss of £2.7m (7%)**
70. Temporary additional resources have been required in the Planning service to implement workload recovery and backlog management plan in response to the pandemic. This was always going to span financial years with £0.1m the cost in this year and was included in the Covid-19 pressures noted at budget setting.
71. Some costs of providing the Testing Units, Covid Marshals and Locally Supported contact tracing have slipped into 2022/23 at a cost of £14k.
72. The Covid-19 related cost in Housing is £0.9m, as the service continues the housing and support to protect rough sleepers and impact the pandemic has had on the services ability to deliver the Homelessness Strategy.
73. The sales, fees and charges compensation scheme stopped after Q1 in 2021/22 but the Council's loss of income continues to be a pressure across services, with the more significant pressure being felt in Planning, Culture, Parking and Community Halls, Youth Centres and now includes the continuing impact of behavioural changes on parking receipts. The total estimated loss of income is £1.3m.
74. **Resources: net budget is £29.8m; the total estimated additional costs of £2.1m (7%)**
75. The most significant impact identified in Resources services relate to additional resources required in the Financial Assessments Team (£0.8m) and the Income Collection (£0.6m) to manage and recover from the pandemic.
76. There is a loss of income across services in the department of £0.4m with the most significant being in school catering which continues from last year though not at the same extent.
77. **Corporate Items: net budget is £54.9m (including corporate contingency); reduction in spend of £1.5m**
78. The Concessionary Fares budget, which is our budget for the Freedom Pass within London, sits within Corporate Items. The charge for each of the London boroughs is calculated based on historic usage of the travel network within London. The impact of Covid means that, for the short to medium term, we see a reduction in our charge where usage data is lower than pre-covid levels. For 2022/23 we therefore see a reduced charge giving an underspend against budget of £1.5m.
79. Further details of Covid-19 variances are provided in [Appendix F](#).

Collection Fund

80. The movement in reserves for 2022/23 is a net drawdown of £4.9m. This is broken down in to:
- £6.9m of 2021/22 Business rate reliefs to be repaid (this was put into the reserve in 2021/22)
 - £1.9m of Business rate reliefs (CARF) to be added to the reserve and then repaid in 2023/24.

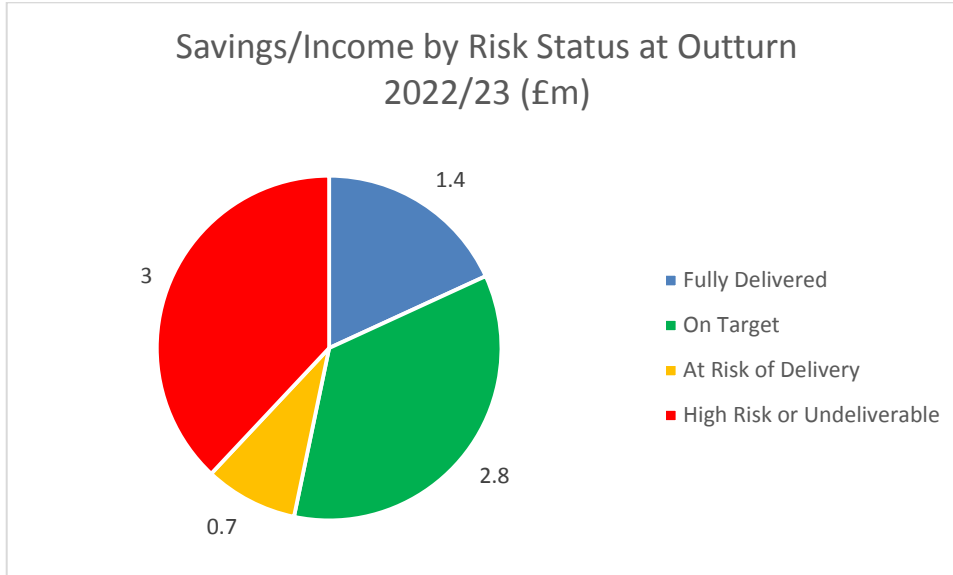
Flexible Use of Capital Receipts ([Appendix G](#))

81. With effect from 2016/17 the Government provided a general capitalisation directive to all councils, giving them the option to utilise capital receipts for revenue purposes. These receipts can be used to finance projects that are designed to generate ongoing revenue savings in the delivery of public services, and/or transform service delivery to reduce costs or demand for services in future years for any of the public sector delivery partners. The Government has continued to extend this flexibility and provide specific guidance covering purpose and transparency in the use of this.
82. The Council is mindful of over reliance on, and the sustainability of, this one-off funding. In the medium to long term, alternative funding will need to be identified to fund any further projects, as capital receipts may not be available.
83. The impact of using capital receipts to fund revenue transformation projects is that these receipts are not available to fund the council's capital programme and, therefore, increase the council's borrowing requirements.
84. The Budget Report 2022/23 set out the plan for use of capital receipts this financial year with a total of £3.4m originally planned. The latest forecasted position remains at a total of £2.6m with the full details provided in [Appendix G](#).

Achievement of Savings ([Appendix H](#) and [Appendix I](#))

85. A risk-based approach to the monitoring of savings is undertaken as part of the monthly budget monitoring, where a score is given in relation to the value of saving or income and the likelihood of delivery, these are then multiplied together, and the total score provides the following risk ratings:
- Blue - Saving/ income has been fully delivered
 - Green - Saving/ income is on target for delivery
 - Amber - Saving/ income is at risk of delivery
 - Red - Saving/ income is high risk or undeliverable
86. The savings include those that are new for 2022/23 plus the full year effect of previous decisions.
87. Of these £4.3m was fully delivered or on track for delivery at this stage.
88. However, £0.7m and £3m are amber or red risk status. These risk ratings are reflected in the forecast outturns for each department. Departments are working on mitigating actions to bring delivery back on track e.g., Parking and Homelessness. Where this is not possible then these will be reflected in the MTFP update for 2023/24.

89. Chart 1: Savings/Income Risk Status 2022/23



90. Further details for each department are summarised in the charts and tables in [Appendix H](#) and [Appendix I](#).

Dedicated Schools Grant (DSG) (Appendix J)

91. For this latest forecast, there is a projected in year overspend of £2.5m. This would increase the cumulative deficit is £15.1m. The main pressures are within the High Needs Block and relate to the development of additional in borough provision, an increase of the number of pupils with Education, Health and Care plans (EHCPs) in mainstream schools and the full year effect of early intervention strategies introduced in 2021/22.

92. Whilst still a forecast overspend the year on year pressure has reduced due to an increase in funding and declining increases in out of borough placements as described above.

Earmarked Reserves

93. Table 5 below summarises the final balances for 2021/22 and the forecast outturn position for 2022/23:

	2021/22 Outturn Balance	2022/23 Forecasted Balance
	£m	£m
Risk Reserve	(25.471)	(22.929)
Covid-19 Risk Reserve 2021/22	(15.000)	(5.206)
Balance Sheet Management	(3.331)	(3.331)
Collection Fund Equalisation Reserve	(13.628)	(8.728)

Housing Benefit Smoothing Reserve	(4.480)	(4.448)
Adult Social Care Smoothing Reserve	(3.697)	(3.697)
NLWA Reserve	(0.628)	(0.627)
MTFP Smoothing Reserves	(40.764)	(26.037)
Capital Financing	(25.139)	(24.043)
Service Specific	(15.736)	(14.798)
Property	(1.372)	(0.636)
Grants & Other Contributions	(13.783)	(13.077)
Sub-total GF Usable Reserves	(122.265)	(101.520)
Insurance	(7.022)	(7.022)
General Fund Balance	(13.949)	(13.949)
GF Earmarked Reserves	(143.236)	(122.491)
Schools	0.387	0.387
Total Reserves & Balances	(142.849)	(122.104)
Potential Risk Reserve Drawdown		18.357
Total Reserves & Balances		(103.747)

94. It is important to recognise that the reserves overall are limited, especially against a backdrop of challenging savings targets, the ongoing impact of the pandemic and continuing inflationary pressures that have emerged through the course of this year. The importance of maintaining a tight control on spend, delivering on existing savings plans and recovering lost income positions due to Covid-19 cannot be understated.
95. The risk reserve had been strengthened over the last two years with the final outturns in 2020/21 and 2021/22 has meant that the Council has been able to further strengthen the risk reserve and starts the year with a balance of £25.5m. However, given the adverse forecast outturn of £18.6m this could be a potential drawdown from the reserve.
96. Given the ongoing financial uncertainty created by the pandemic a specific Covid-19 reserve was created and whilst this has not been required in 2021/22 it is anticipated that balance will be required in 2022/23 and beyond. The reserve was bolstered at year end and starts with a balance of £15m. The budget report for 2022/23 set out circa £7m that will be required in 2022/23, this third update increases this need to £9.8m as detailed in the paragraphs 59-79 and reduces the remaining balance for future years to £5.2m.
97. The General Fund Balance remains at £14m (on a net budget of £260m, i.e., 5.3%). The minimum level of unallocated reserve balances is a decision reserved for the Section 151 Officer, in order to ensure operational efficacy and sustainability of the Council's financial position. The appropriate level of General Fund balances will need to be reviewed over the course of 2022/23 considering the new inflationary risks and uncertainty brought about by Covid-19.

98. The £22.4m of Smoothing Reserves relate to Council Tax (£139m) /Business Rates (£97m), Housing Benefits (£224m claim per year), Adult Social Care and the North London Waste Authority levy and provide resilience in the budget to manage annual fluctuations. These are forecast to reduce to £17.5m by the end of the year, predominantly due to the repayment of business reliefs.
99. The £23.4m of Capital and Minimum Revenue Provision reserves are committed for the next five years to smooth any increased budget requirement. A drawdown of £2.3m from the MRP reserve was planned when the budget was set, how this is now forecast to be £0.9m following the latest Capital programme forecasted spend. This helps protect the reserve for future years pressure.

Medium Term Financial Impact

100. The Council is in a financially challenging position. There is ongoing significant risk and uncertainty due to the legacy impact of the Covid-19 pandemic, unprecedented inflationary pressures, cost of living crisis and demographic pressures exceeding government grant levels. These are set out in more detail below and will need to be considered as part of the medium term financial plan in the Autumn.
- The ongoing anticipated impact of Covid-19 on Council Tax and Business Rate debt.
 - The unknown impact of Covid-19 on Adult Social Care costs, in particular, delayed operations and long Covid-19 and undetermined suppressed need such as mental health.
 - One of the most significant areas of risk is the ongoing impact on Emergency Accommodation costs arising from the economic impact of Covid-19 and suppressed need and more recently the state of the Private Rented Sector market and its impact on finding suitable accommodation for people.
 - The risk of increasing number of children in need as families bear the sustained economic impact of Covid-19 and increased need for respite packages for families with children with disabilities.
 - Despite seeing an improving position in some service, uncertainty remains on the ongoing impact of Covid-19 and cost of living on Council fees and charges income.
 - Changes in working patterns and lifestyle impacting on car park income, waste services.
101. These anticipated Covid-19 financial pressures are likely to impact over the medium term, however, there is no precedent to base the forecast impact and therefore, the picture remains uncertain. In addition, the ongoing uncertainty over the medium-term funding of local government and no government funding for the legacy costs and lost income arising due to Covid-19 exacerbates this position.
102. New financial challenges face the Council in 2022/23 such as the cost of living crisis and the rapidly increasing inflationary pressures. These will impact of the Council's contract costs and services are already experiencing increase in costs of fuel and energy prices.

103. The pay award for 2022/23 has been agreed at a higher level than built into the quarter 2 forecasts and exceeded 2%. This has resulted in additional ongoing cost pressure and this is reflected in this third forecast.
104. Full details of the of the 2022/23 budget and MTFP 2022/23 to 20265/27 can be found in the Budget Report 2022/23 and Medium-Term Financial Plan 2022/23 to 2026/27 report (KD5352) which went to Cabinet on the 24th February 2022.
105. **Safeguarding Implications**
106. There are no specific safeguarding implications arising out of these recommendations, other than to note the financial impact of safeguarding children and adults in the borough.
107. **Public Health Implications**
108. The Council moved swiftly to safeguard the health of its residents and staff during a period of threat unprecedented in living memory. As previously reported the financial implications of this have been harsh and have reached into every department in the Council. As the council is fundamental to the health of Enfield residents it needs to achieve financial balance.
109. This report notes the work that the Council is and has already undertaken and therefore in and of itself does not have public health implications. However, both the Office for Budget Responsibility (OBR) and the Institute for Financial Services (IFS) have both reported on the negative health effects of the 2008 financial crisis. In order to mitigate the effects of this current crisis the council will need to attain financial balance, consider what the 'new normal' might be and how this might be achieved whilst optimising resident's health.
110. **Equalities Impact of the Proposal**
111. The Council is committed to Fairness for All to apply throughout all work and decisions made. The Council serves the whole borough fairly, tackling inequality through the provision of excellent services for all, targeted to meet the needs of each area. The Council will listen to and understand the needs of all its communities.
112. Financial reporting and planning are important in ensuring resources are used to deliver equitable services to all members of the community.
113. Environmental and Climate Change Considerations
114. None in the context of this report.
115. Risks that may arise if the proposed decision and related work is not taken
116. None in the context of this report.
117. Risks that may arise if the proposed decision is taken and actions that will be taken to manage these risks
118. The budget risks identified in 2021/22 will continue to be monitored through 2022/23 through Pressure Challenge Boards. Detailed revenue monitoring reports will be provided regularly to Cabinet. Departments will take action to minimise budget pressures and align departmental spend to budgets.
119. **Financial Implications**

120. Financial implications are implicit in the body of the report.
121. **Legal Implications**
122. The Council has duties within an existing legal framework to arrange for the proper administration of its financial affairs. The recommendations in this report will support the Council in meeting its statutory obligations.
123. **Workforce Implications**
124. None in the context of this report.
125. **Property Implications**
126. None in the context of this report.
127. **Other Implications**
128. None in the context of this report.
129. **Options Considered**
130. Not relevant in the context of this report.
131. **Conclusions**
132. Despite the year end positive financial position at the end of 2021/22, the Council has not lost sight of the fact that it continues to face its most significant financial challenge. The work undertaken in previous years to create a robust and sustainable budget has placed the Council in a stronger position to meet this challenge.
133. The Covid-19 impact continues to be monitored and in previous years Government funding was sufficient to meet the Covid-19 impact, any new grants are not expected and therefore the Council depends on the Covid-19 earmarked reserve it has established to manage these pressures.
134. The continuing challenge of the pandemic, as well as other challenges that have emerged this year such as the cost of living crisis have brought increasing inflationary pressures. These not only impact our residents but also places the Council's services under unprecedented pressures. Mitigating actions are being put in place to manage the forecast pressures, but the Council must continue to be prudent in its spending to reduce and minimise the forecast overspend.

Report Author: James Newman
Director of Finance
James.newman@enfield.gov.uk

Date of report: 20th January 2023

Appendices

[Appendix A: Financial Resilience Key Performance Indicators](#)

[Appendix B: Chief Executive's Additional Information & Variances](#)

[Appendix C: People Additional Information & Variances](#)

[Appendix D: Place Additional Information & Variances](#)

[Appendix E: Resources Additional Information & Variances](#)

[Appendix F: Covid-19 Variances](#)

[Appendix G: Flexible Use of Capital Receipts](#)

[Appendix H: Achievement of Savings](#)

[Appendix I: Savings & Income Monitor](#)

[Appendix J: Dedicated Schools' Grant Additional Information & Variances](#)

Background Papers






The following documents have been relied on in the preparation of this report:

- Revenue Outturn 2021/22 – KD5465
- Budget Report 2022/23 and Medium Term Financial Plan 2022/23 to 2026/27 (KD5352)
- Revenue Q1: General Fund and Dedicated Schools Grant 2022/23 (KD 5481)
- Revenue Q2 (P5): General Fund and Dedicated Schools Grant 2022/23 (KD 5490)

Financial Resilience Key Performance Indicators

A summary overview of financial performance is outlined below. This dashboard summary captures the key messages across the Council's main financial areas:

1. Income and expenditure.
2. Balance sheet (liquidity, debtor/creditor management, investments and use of balances); and
3. Cash flow forecasting and management.

Financial Indicator	Status	Key Highlights
Income & Expenditure Position – General Fund year end forecast variances		The forecast outturn is a £18.4m adverse variance after the utilisation of the £3m contingency.
Progress to Achieving Savings MTFP (current year)		Savings monitoring has identified a total of £3m considered a high risk rated/ undeliverable and a further £0.7m that are at risk of delivery. These are reflected in the reported outturn position.
Income & Expenditure Position – DSG		The DSG forecast is a £2.5m overspend against budget. Therefore, the cumulative deficit is forecast to be £15.1m and will be the first call on the 2023/24 grant allocation.
Cash Investments; Borrowing & Cash Flow		The current profile of cash investments continues to be in accordance with the Council's approved strategy for prioritising security of funds over rate of return.
Balance Sheet - General Fund balances year end projections		The outturn for General Fund balances is in line with expectations set out in the Council's Medium Term Financial Plan.

Chief Executive Additional Information & Variances

Chief Executive	Net Budget (£m)	Gross Forecast Variance Q3 (£m)	Flexible Use of Capital Receipts (£m)	Net Forecast Variance Q3 (£m)	Net Forecast Variance Q2 (£m)
Legal Services The adverse variance is due to the need to recruit additional agency resources to cover staff sickness plus income levels are lower than previously expected.	2.526	0.414	0.000	0.414	0.000
Human Resources & Organisational Development HR staff savings are forecast due to having part year vacant posts and the Schools personnel service forecasting a positive trading position. There are minor adverse variances in OD due to part year effect of restructuring.	2.402	(0.131)	0.000	(0.131)	0.053
Electoral Services A £0.151m overspend is forecast relating to the postage and printing cost for the annual canvass which had been funded by government grant that has now been ceased.	0.627	0.151	0.000	0.151	0.135
Strategy, Partnership, Engagement & Consultation Favourable variance forecast is due to part year effect of vacant posts.	1.714	(0.096)	0.000	(0.096)	0.000
Other variances	4.940	0.113	(0.041)	0.072	0.084
Chief Executive Total	12.209	0.451	(0.041)	0.410	0.272

[Return to Chief Executive Narrative](#)

People Additional Information & Variances

Key assumptions within the Adult Social Care forecast are based on projected activity and year to year trends. However, the continuing effects of Covid-19 makes trend analysis extremely difficult. Additional provider costs due to Covid-19, demographic and inflationary pressures mean the projected outturn, whilst containing an element of risk, may be subject to change.

Children's Social Care services are statutory, and demand led, this means the service must be provided if the client meets the relevant criteria. These budgets are at risk from changes as the numbers of children requiring services grow.

The impact of the Covid-19 pandemic combined with the aftermath of national high profile child abuse cases and local demographic changes has led to a significant rise in demand. In addition to this, the complexity of need has heightened, requiring much higher levels of support for much longer periods for children and families. The presenting complexities have included adolescent mental health with suicidal ideation, violence and aggression, parental mental health issues and domestic abuse.

People	Net Budget (£m)	Gross Forecast Variance Q3 (£m)	Flexible Use of Capital Receipts (£m)	Net Forecast Variance Q3 (£m)	Net Forecast Variance Q2 (£m)
Adult Social Care					
Strategy & Resources - These services include grants to voluntary organisations, service development Safeguarding Adults and Safeguarding Adults, deprivation of liberty safeguards (dols) as well as brokerage, contract monitoring and Safe & Connected. With an increasing number of dols year on year, there is risk costs may increase with more activity. Variance mainly due to changes in income from HRA for safe and connect, in previous reporting periods it had hoped that other income could mitigate this change.	8.375	(0.376)	0.000	(0.376)	0.000

Mental Health – This forecast is currently forecast to underspend by £0.2m mainly due to a forecast underspend against care purchasing as previously reported and some small staffing underspends. However, this includes a £0.5m adverse provision for risks relating to changing in ICB funding. The final figure for this is subject to ongoing assessment in joint panels.	6.995	(0.201)	0.000	(0.201)	(0.091)
Learning Disabilities - This service includes the in-house day services. The service is projecting an overspend of £2.372m primarily due to the increasing number and cost of care packages. The movement since Q2 is due to the closure of an externally provider home requiring more expensive alternatives and family breakdowns requiring more local authority resources.	29.913	2.372	0.000	2.372	1.970
Customer Pathway (Older People and Physical Disabilities) The service is currently facing significant financial pressures, particularly in relation to care purchasing and assisting health partners in winter discharges from hospital. The pressures are being mitigated by £2.146m of Winter Discharge Funding, the plan on which is subject to health approval and outcomes.	41.554	1.771	0.000	1.771	1.248
Supporting People - there is no forecast variation against this service.	2.709	0.000	0.000	0.000	0.000
Adult Social Care Sub Total	89.557	3.567	0.000	3.567	3.127
Public Health Grant The Departmental forecast also includes the ring-fenced Public Health Grant. The Public Health grant in 2022/23 is £18.024m, this reflects an increase in the grant of 2.8%, compared to 2021/22. The Public Health Service will deliver savings of £0.425m in 2022/23 and a further £0.375m in 2023/24, largely	(4.981)	0.000	0.000	0.000	0.000

through staff reorganisation and a review of projects. Of the remaining Public Health spend, over 90% is for services contracted to the NHS. The Public Health Reserve Balance on 31 st March 2022 is £2.067m which will now be required to mitigate pressures facing the service in future years, particularly the impact of increases in demand led services post pandemic.					
Public Health Sub Total	(4.981)	0.000	0.000	0.000	0.000
Adult Social Care & Public Health	79.584	3.567	0.000	3.567	3.127
Education					
Enhanced Pension costs These are the cost of former employees on enhanced pension and forecast variance is £53k favourable.	1.776	(0.053)	0.000	(0.053)	(0.040)
SEN Services Staffing pressures due to cost of agency staff and maternity cover.	0.849	0.050	0.000	0.050	0.038
Sports Favourable variance forecast as a result of increases traded income from schools and reduced staffing costs.	0.000	(0.062)	0.000	(0.062)	(0.028)
School Improvement Services Favourable outturn forecast across the traded services.	0.414	(0.050)	0.000	(0.050)	0.000
Educational Psychology Service Part year effect from vacancies in team.	0.512	(0.050)	0.000	(0.050)	0.000

Nexus project	0.000	0.500	(0.500)	0.000	0.000
Other variances Miscellaneous minor over and underspends	1.239	0.010	0.000	0.010	0.000
Education Sub Total	4.790	0.345	(0.500)	(0.155)	(0.030)
Children and Families					
Children In Need Previously reported adverse forecast continues as a result of agency staff covering posts and maternity leave cover but now at a lower forecast and Prevention of Care Section 17 also now reflecting lower forecast.	9.173	(0.048)	0.000	(0.048)	0.192
Looked After Children The most significant pressure of circa £1.3m continues to be seen in the external child care placements budget, due to increasing cost of residential placements and support packages and increase in the number of such cases, e.g., there have been 20 new agency fostering placements, 2 residential, 3 new mother and baby assessments and 11 new semi-independent placements in the last 3 months. This is due to some young people coming into care with complex and challenging behaviours. The costs of Unaccompanied Asylum seekers is forecasting an improved position through the receipt of the Asylum Dispersal Grant.	27.563	1.122	(0.163)	0.959	1.065
Joint Service for Disabled Children The overspend is predominantly due to a significant increase in demand in overnight breaks, commissioning and increase in Direct Payments rate for both new and existing clients and the	3.672	0.946	(0.040)	0.906	0.869

forecast remains unchanged from previously reported.					
Other Variances					
Variance is mainly due to delays in recruiting social work apprentices.	7.344	(0.102)	(0.044)	(0.146)	-0.071
Children and Families Services Sub Total	47.752	1.918	(0.247)	1.671	2.055

[Return to People Narrative](#)

Place Additional Information & Variances

Homelessness continues to be the biggest area of concern, the market conditions noted in previous reports have continued to deteriorate and is the main contributing factor to the increasing pressure being reported. Buy-to-let Landlords are leaving the market. As a result, households are having to be placed in higher cost commercial hotel accommodation and for longer periods as there is inadequate accommodation for residents to move out of TA.

The Service is also seeing a large increase in the number of families presenting as homeless, although many of these are ultimately not housed by Enfield the number of families in TA is beginning to increase. This is not likely to abate during the winter months. Moving families out of TA and into more permanent, settled accommodation has also become more difficult as the majority of families housed by Enfield cannot afford the rents being asked for in the private sector.

Place	Net Budget (£m)	Gross Forecast Variance Q3 (£m)	Flexible Use of Capital Receipts (£m)	Net Forecast Variance Q3 (£m)	Net Forecast Variance Q2 (£m)
Planning Appeals & Decisions £0.6m in year pressure resulting from the award of appeal costs incurred relating to rejected/overturned planning appeal.	0.000	0.590	0.000	0.590	0.586
Development Management Shortfall of £0.6m in Pre Planning Application and Planning fees income.	0.349	0.613	(0.068)	0.545	0.545
Senior Management & Support Team Favourable variance in staffing costs and through holding departmental training budget to mitigate service pressure across the department.	1.283	(0.017)	0.000	(0.017)	(0.055)

Place	Net Budget (£m)	Gross Forecast Variance Q3 (£m)	Flexible Use of Capital Receipts (£m)	Net Forecast Variance Q3 (£m)	Net Forecast Variance Q2 (£m)
Culture Services £0.4m forecast pressure relates to delayed implementation of new management of Millfield centre and security costs.	0.838	0.369	0.000	0.369	0.134
Highways Contract inflation accounts for £58k of the overspend, £60k due to delayed implementation of restructure and a further 60k in reduced income forecasts.	1.575	0.197	0.000	0.197	0.197
Street Lighting Through application of contract management, default deductions have been applied resulting in one off benefit for 2022/23.	2.959	(0.100)	0.000	(0.100)	(0.100)
Traffic & Transportation The forecast variance is due to additional Traffic Order income.	(0.707)	(0.182)	0.000	(0.182)	(0.125)
Parking Services The most significant variance is the reduction of car parking receipts either in car parks or on street parking and parking permits. This is a continuing trend seen over the last couple of years and are affected by the following factors: <ul style="list-style-type: none"> • Impact of the pandemic and the reduction in travel • The increase in working from home and the reduction in travel 	(6.994)	1.461	0.000	1.461	0.493

Place	Net Budget (£m)	Gross Forecast Variance Q3 (£m)	Flexible Use of Capital Receipts (£m)	Net Forecast Variance Q3 (£m)	Net Forecast Variance Q2 (£m)
<ul style="list-style-type: none"> Changing consumer habits and increased on line shopping rather than coming into Town Centres. <p>Gross pressure is £2.3m, with £0.680m applied to Covid-19 reserve.</p>					
Regulatory Services	2.066	0.000	0.000	0.000	0.101
Cemeteries New extension has been completed and income profile for Burial Chambers and mausolea will need to be reprofiled.	(1.737)	0.140	0.000	0.140	0.275
Waste Services The forecast overspend is a result of increased fuel prices and additional opening hours of Barrowell Green.	8.393	0.433	0.000	0.433	0.315
Street Scene £79k is due to the increasing cost of fuel, whilst additional activity undertaken in Meridian Water, fly tips, extra litter bin clearances and flat above shops ads a further £0.4m which have been partly mitigated by operational efficiencies.	5.741	0.310	0.000	0.310	0.218
Parks Operations £47k relates to the increasing cost of fuel. Whilst £0.169m was a result of break ins at Trent Park. A further 49k is from the	3.378	0.167	0.000	0.167	0.215

Place	Net Budget (£m)	Gross Forecast Variance Q3 (£m)	Flexible Use of Capital Receipts (£m)	Net Forecast Variance Q3 (£m)	Net Forecast Variance Q2 (£m)
recycling bin installations and big belly bins in the Town park.					
Parks Activities & Events The forecast overspend is a result of loss of income e.g. events at Trent Park, sports pitch booking and allotments.	(0.338)	0.195	0.000	0.195	0.148
Passenger Transport Service The over spend is due to increasing cost of fuel and contract inflation.	11.415	0.637	0.000	0.637	0.745
Strategic Property Services The favourable variance of £0.4m is due to increased rental receipts from the Montagu Industrial Estates and one off income from Holy Hill landscaping.	(2.792)	(0.377)	0.000	(0.377)	(0.220)
Housing The TA monitor for November shows an overspend of C.£4.0m.	5.774	4.000	0.000	4.000	2.500
No Recourse to Public Funds (NRPF) The number of families with No Recourse to Public Funds is currently higher than expected. The overspend could increase further in this area due to rising energy costs which the Council are liable for in block booked NRPF accommodation. To date the main has not increased this cost, however some providers in other boroughs have effectively doubled their energy charges which for	0.905	0.240	0.000	0.240	0.240

Place	Net Budget (£m)	Gross Forecast Variance Q3 (£m)	Flexible Use of Capital Receipts (£m)	Net Forecast Variance Q3 (£m)	Net Forecast Variance Q2 (£m)
Enfield would show a full year effect increased charge of circa £110k.					
Other minor variances	4.376	0.550	0.000	0.550	0.100
Place Department Total	36.484	9.226	(0.068)	9.158	6.312

[Return to Place Narrative](#)

Resources Additional Information & Variances

Resources	Net Budget (£m)	Gross Forecast Variance Q3 (£m)	Flexible Use of Capital Receipts (£m)	Net Forecast Variance Q3 (£m)	Net Forecast Variance Q2 (£m)
<p>Finance</p> <p>The forecast overspend is mainly driven by agency cover supporting the Corporate Team in managing 3 years audits of the accounts and also agency cover for some vacant posts. In addition, a project accountant has been brought in to drive savings in Place department.</p>	3.995	0.452	0.000	0.452	0.448
<p>Digital Services</p> <p>The forecast overspend is due to additional security team costs to combat cyber threats which is currently unfunded (£200k); additional resources to support legacy system dual running (£50k) and agency resources covering BAU roles (£230k) due to challenges in recruitment. The overall overspend anticipated to be funded by capital receipts is due to the transformational work undertaken across the team.</p> <p>Further pressures result from additional contract costs incurred for additional security applications (£150k) and professional services to mitigate risks around compliancy and testing. Additional contract costs of new projects that have an ongoing revenue impact (£530k) and new service functionality requests (£170k).</p>	12.909	2.177	(0.550)	1.627	1.935

The profiled saving from CRM/CMS of £400k is also unlikely to be achieved this year. The balancing overspend is due to additional annual contract uplift costs.					
Customer Experience Delays in delivering savings in Financial Assessment team are contributing to a £0.100m forecast overspend. Offset by other service efficiencies most notably in Customer Operations (£66k) and additional controls on contract expenditure in Income Collection.	9.196	0.250	(0.200)	0.050	0.199
Transformation The forecast overspend is transformation project costs and are planned as described in the Budget Report 2022/23 to be funded by the Flexible use of capital receipts.	0.108	0.900	(0.900)	0.000	0.000
Other variances	3.544	0.409	(0.098)	0.311	0.547
Resources Department Total	29.752	4.188	(1.748)	2.440	3.129

[Return to Resources Narrative](#)

Appendix F

Covid-19 Impact	Additional Expenditure	Loss of income
	£m	£m
Chief Executive		
CEX: Additional legal costs to cover rising C&F case work	0.473	0.000
CEX: Communications Officer & Marketing	0.031	0.000
Chief Executive Total	0.504	0.000
People		
Adult Social Care		
ASC: Additional workforce across ASC services	0.100	0.000
ASC: Additional long term care purchasing costs as a result of cancelation of routine operations, hip, knee etc	0.250	0.000
ASC: 2022/23 Demographic pressures	0.650	0.000
ASC and Public Health Total	1.000	0.000
Children & Families		
C&F: Increase numbers of agency staff and fixed term posts	1.258	0.000
C&F: Block booking placements	0.030	0.000
C&F: PPE for Children's Services (including Leaving care)	0.005	0.000
C&F: Increase in Short Breaks (JSDC)	0.100	0.000
C&F: Outsourcing a completion of C&F assessments for a short period of time to clear the backlog of assessments and reduce caseloads while successful recruitment initiatives are finalised.	0.413	0.000

C&F: Recruitment initiative	0.056	0.000
C&F: Agency staff support for care co-ordinators converting to AYSE	0.029	0.000
C&F: Care placements, support packages into homes to safeguard children particularly but not exclusively children with SEND and/or severe emotional and mental health needs	2.845	0.000
Children & Families Total	4.737	0.000
Education		
Education: SEND support staff	0.050	0.000
Education: after-school provision for supervised independent study and increased Teaching Assistant support	0.230	0.000
Education Total	0.280	0.000
Place		
Homelessness Service	0.945	0.000
Planning	0.195	0.000
Waste services	0.143	0.000
Street Scene	0.031	0.000
Covid Marshals & Locally Supported contact tracing	0.014	0.000
Parking Services	0.000	0.680
Highways Services	0.000	0.086
Strategic Property Services	0.000	0.063
Culture services	0.000	0.345
Regulatory Services	0.000	0.054
Commercial Waste	0.000	0.098

Place Total	1.397	1.326
Resources		
Customer Experience: Financial Assessments staff overtime, Civica on Demand Extra & Additional Financial assessment staff	0.822	0.000
Customer Experience: Additional Resources in Income & Debt service post COVID recovery, Civica on Demand	0.626	0.000
Digital: Additional Staff Capacity - Overtime, Changes to 4th floor/Basement layout, Adjustments to allow people with Disability to work remotely	0.157	0.000
Schools Catering service income	0.000	0.302
Other Resources services loss of income e.g., libraries, recharges	0.000	0.150
Resources Total	1.605	0.452
Central Items		
Underspend on Concessionary Fares	(1.508)	
Covid-19 Total	8.015	1.778

[Return to Covid-19 Narrative](#)

Use of Capital Receipts in 2022/23

Appendix G

2022/23 Cost of Transformation Initiatives	£m	Planned Savings and Demand Reductions
People		
Children & Families	0.163	New Beginning (previously Break the Cycle)
Children & Families	0.040	SEND & Disability Outreach Worker (2 Year Fixed Term)
Children & Families	0.044	Parent Support Advisor
Education	0.500	Investment in Nexus project
Chief Executive		
Communications	0.041	Reflects transfer of Communications post from the Transformation team to the Communications team.
Resources		
Digital Services IT	0.550	To develop business cases for new projects as part of the Portfolio's pipeline. Continuation from 2021/22 item with a further £0.820m Use of Capital Receipts anticipated.
Income Collection	0.200	Increased income collection through Analyse Local
Transformation	0.998	The Transformation Service manages a diverse Portfolio of Programmes: Payments, Children's Transformation, Build the Change, Customer Experience.
Place		
Planning Commercial and Customer Manager	0.068	
Total	2.604	

[Return to Capital Receipts Narrative](#)

Appendix H

Achievement of Savings and Income in MTFP

Savings by Department	CEx	People	Place	Resources	Corporate	Grand Total
	£m	£m	£m	£m	£m	£m
FYE	0.000	0.000	0.175	(0.760)	0.500	(0.085)
New 2022/23	(0.510)	(2.912)	(2.004)	(0.430)	0.000	(5.856)
Savings Total	(0.510)	(2.912)	(1.829)	(1.190)	0.500	(5.941)

Income by Department	CEx	People	Place	Resources	Corporate	Grand Total
	£m	£m	£m	£m	£m	£m
FYE	0.000	(0.100)	0.890	0.000	0.000	0.790
New 2022/23	0.000	(0.100)	(2.650)	(0.090)	0.000	(2.840)
Income Total	0.000	(0.200)	(1.760)	(0.090)	0.000	(2.050)

Total Savings & Income by Department	CEx	People	Place	Resources	Corporate	Grand Total
	£m	£m	£m	£m	£m	£m
FYE	0.000	(0.100)	1.065	(0.760)	0.500	0.705
New 2022/23	(0.510)	(3.012)	(4.654)	(0.520)	0.000	(8.696)
Total	(0.510)	(3.112)	(3.589)	(1.280)	0.500	(7.991)

Total Savings & Income by Department by Risk Status	CEx	People	Place	Resources	Corporate	Grand Total
	£m	£m	£m	£m	£m	£m
Blue	0.000	(2.723)	0.782	0.000	0.500	(1.450)
Green	(0.510)	(0.080)	(1.467)	(0.750)	0.000	(2.807)
Amber	0.000	0.000	(0.567)	(0.130)	0.000	(0.697)
Red	0.000	(0.300)	(2.337)	(0.400)	0.000	(3.037)
Total	(0.510)	(3.112)	(3.589)	(1.280)	0.500	(7.991)

[Return to Achievement of Savings Narrative](#)

Savings & Income Monitor

Department	Directorate	FYE/New 2022/23	Savings or Income	Title and Short Description	Risk Score	Budget Impact 2022/23 £'000
CEX	CEX	New	Savings	Corporate Strategy service restructure	2.5	(100)
CEX	CEX	New	Savings	Enfield Strategic Partnership review of reserves	2.5	(100)
CEX	CEX	New	Savings	Legal Team Capitalisation	3.0	(50)
CEX	CEX	New	Savings	Service Review: Organisational Development	3.5	(260)

Department	Directorate	FYE/New 2022/23	Savings or Income	Title and Short Description	Risk Score	Budget Impact 2022/23 £'000
People	ASC	New	Savings	Strength based Programme - Reduced long term demand	0.0	(200)
People	ASC	New	Savings	Better Care Fund - Substitution	0.0	(300)
People	ASC	New	Savings	Review of Adult Placement Service, Outreach & Enablement	0.0	(260)
People	ASC	New	Savings	Disabled Facilities Grant - Substitution	0.0	(200)
People	ASC	New	Savings	Care Purchasing demand, transition, and Continuing Health Care	0.0	(683)

Department	Directorate	FYE/New 2022/23	Savings or Income	Title and Short Description	Risk Score	Budget Impact 2022/23 £'000
People	ASC	New	Savings	Print costs/Home working	0.0	(35)
People	ASC	New	Savings	Reduced fuel costs move to electric vehicles	0.0	(35)
People	ASC	New	Savings	Additional savings on packages and placements from use of Care Cubed tool	0.0	(50)
People	ASC	New	Savings	Moving Day Care transport fleet to electric and some users to personal travel budgets at lower cost	0.0	(35)
People	ASC	Full Year Effect	Income	Reardon Court – Extra Care	0.0	0
People	ASC	Full Year Effect	Income	Increased income through fees and charges for chargeable Adult Social Care Services	0.0	(100)
People	ASC	New	Income	Care Charges (for Adult Social Care) service redesign	0.0	(100)

Department	Directorate	FYE/New 2022/23	Savings or Income	Title and Short Description	Risk Score	Budget Impact 2021/22 £'000
People	C&F	New	Savings	Reduced Unaccompanied Asylum Seeking Children (UASC) activity & increased grant level	0.0	(109)
People	C&F	New	Savings	Review of alternative funding streams for Education services	1.5	(80)
People	C&F	New	Savings	Service Efficiencies	10.5	(300)
People	Education	New	Savings	Enhanced Pension Costs	0.0	(200)
People	PH	New	Savings	Public Health	0.0	(300)

Department	Directorate	FYE/New 2022/23	Savings or Income	Title and Short Description	Risk Score	Budget Impact 2021/22 £'000
People	PH	New	Savings	Redistribution of the Public Health grant	0.0	(125)

Department	Directorate	FYE/New 2022/23	Savings or Income	Description	Risk Score	Budget Impact 2022/23 £'000
Place	Place	Full Year Effect	Savings	Economic Development Team	0.0	300
Place	Place	New	Savings	Energy Savings generated from the Salix investment on Corporate buildings	0.0	(75)
Place	Place	Full Year Effect	Income	Additional Traffic & Transportation receipts from recharges to capital	0.0	25
Place	Place	Full Year Effect	Income	Meridian Water Meanwhile use income	0.0	86
Place	Place	Full Year Effect	Income	Southgate Cemetery - Mausoleum and Vaulted graves sales	0.0	46
Place	Place	Full Year Effect	Income	Reprofiled Holly Hill Bunding Income	0.0	600
Place	Place	Full Year Effect	Income	Bunding Income (one off in 2021/22)	0.0	400
Place	Place	New	Savings	Review of recharging of Place back office costs	0.0	(500)
Place	Place	New	Income	Commercial waste	0.0	(100)
Place	Place	New	Savings	Fleet Centralisation	1.5	(50)
Place	Place	New	Savings	Recycling Improvements	1.5	(68)
Place	Place	New	Savings	Parks Operations Efficiencies	1.5	(50)
Place	Place	Full Year Effect	Income	Building Control Plan Drawing Service	1.5	(20)
Department	Directorate	FYE/New	Savings or	Description	Risk Score	Budget

		2022/23	Income			Impact 2022/23 £'000
Place	Place	New	Savings	Streetlighting additional saving	2.5	(100)
Place	Place	Full Year Effect	Income	Inflation uplift on external clients and receipts income	2.5	(180)
Place	Place	New	Income	Litter Enforcement Contract Income	2.5	(100)
Place	Place	New	Income	Traffic Order Receipts	2.5	(100)
Place	Place	New	Income	Extension of Holly Hill land improvement	2.5	(200)
Place	Place	New	Savings	Service Review: Economic Development	2.5	(210)
Place	Place	New	Income	Increased Temporary Accommodation rents aligned to Local Housing Allowance (LHA) rates for new tenants from 1st April 2022	2.5	(200)
Place	Place	Full Year Effect	Income	Cemeteries Mausoleum and Vaulted graves sales - Southgate Cemetery	4.5	(31)
Place	Place	Full Year Effect	Income	Edmonton Cemetery Expansion - sales of mausolea and vaulted graves	4.5	(6)
Place	Place	New	Savings	Cashless Car Parking	4.5	(75)
Place	Place	Full Year Effect	Income	Market Rentals for Council Properties	4.5	(10)
Place	Place	Full Year Effect	Income	Increase in fee income in the planning service	4.5	(20)
Place	Place	New	Income	Economic Development - income and grants	4.5	(50)
Place	Place	New	Savings	Corporate Maintenance Facilities Management Operational Efficiency (Security, Cleaning, Staffing)	5.0	(100)
Place	Place	Full Year Effect	Savings	Homelessness Service Review	7.5	(125)
Place	Place	New	Income	Garden Waste Income	7.5	(150)
Place	Place	New	Income	Traffic Control Measures	10.0	(1,750)
Place	Place	New	Savings	Housing NRPf - reduced demand for service	10.5	(300)
Department	Directorate	FYE/New	Savings or	Description	Risk Score	Budget

		2022/23	Income			Impact 2022/23 £'000
Place	Place	New	Savings	Strategy to reduce Temporary Accommodation costs	10.5	(287)
Place	Place	New	Savings	Measures to address SEN Transport spend	2.5	(189)

Department	Directorate	FYE/New 2022/23	Savings or Income	Title and Short Description	Risk Score	Budget Impact 2022/23 £'000
Resources	Resources	Full Year Effect	Savings	Reducing cost of maintaining staff laptops and devices	1.5	(60)
Resources	Resources	Full Year Effect	Savings	Reduction in mobile phone costs and usage	1.5	(50)
Resources	Resources	Full Year Effect	Savings	Customer Operations	1.5	(50)
Resources	Resources	New	Savings	Exchequer Service Pension recharge	1.5	(50)
Resources	Resources	New	Savings	Audit Team budget review	1.5	(50)
Resources	Resources	New	Savings	Housing e-billing (reduced print & postage costs)	1.5	(25)
Resources	Resources	New	Savings	Cash collection saving in Exchequer	1.5	(25)
Resources	Resources	New	Income	Libraries: Additional Visa verification service income	1.5	(90)
Resources	Resources	Full Year Effect	Savings	Application Rationalisation - ongoing reduction of other applications	2.5	(200)
Resources	Resources	New	Savings	Digitalisation/ decentralisation of MEQ & Complaints Team responsibilities	2.5	(150)

Department	Directorate	FYE/New 2022/23	Savings or Income	Title and Short Description	Risk Score	Budget Impact 2022/23 £'000
Resources	Resources	New	Savings	Out of hours service: review existing service users, reduce service and reduce costs	4.5	(30)
Resources	Resources	New	Savings	Internal Enforcement	7.5	(100)
Resources	Resources	Full Year Effect	Savings	Procurement saving resulting from replacing our digital customer platform	10.5	(400)

[Return to Achievement of Savings Narrative](#)

Dedicated Schools Grant Additional Information & Variances

For 2022/23 Enfield received a final, gross Dedicated Schools Grant allocation of £381m (as at March 2022) and the funding is allocated across four blocks; £285.5m for the Schools Block, £2.5m for the Central Schools Services Block, £25m for the Early Years Block and £68m for the High Needs Block.

In 2021/22 there was a bought forward DSG deficit of £8m but due to ongoing High Needs pressures there was a net in year overspend of £4.6m resulting in a cumulative outturn deficit of £12.6m which was bought forward to 2022/23.

There continues to be cost pressures in supporting and providing suitable placements for SEN pupils but wherever possible pupils are now placed in borough. There is a SEN expansion programme in place which continues to increase in borough provision through expansion of current provision and the development of additional units and satellite provisions. Over time this will enable more pupils to be placed in borough and reduce the number of pupils placed out of borough in costly independent provision.

The authority's ongoing and increasing DSG deficit position is a general London and national issue resulting from additional demand for high needs provision which is increasing at a higher rate than the additional funding being provided by Government. The Department for Education are carrying out a review of SEND services and the outcomes have been delayed due to other pressures during the Covid-19 pandemic.

Dedicated Schools Grant	Forecast Variance Q3 (£m)
Early Years Block	(0.105)
Schools and Central Services Blocks - Increased PFI contract costs and backdated charges with effect September 2022.	0.361
High Needs Block - The main pressures are within the High Needs Block and relate to the development of additional in borough provision, an increase of the number of pupils with Education, Health and Care plans (EHCPs) in mainstream schools and the development of early intervention strategies.	2.246
DSG Total	2.483

[Return to DSG Narrative](#)